





中国建材集团有限公司
China National Building Material Group Co.,Ltd.





Contents

2018 8 9 131-132



1

4

5

6

7

500 CEO

8

9

10

" " " CEO"

11

2018

12



20



50

68

2018

18

54

" "

71

58

" "

61

"

"

66



“

”







500 CEO

500

500





”

“



%
%





“

”

“

CEO”

“



”

“

CEO”

“


CEO”



%



1598%	952.28	22%	38.12	
	1.61	4200	1400	8.66
	115	2025	15409	



8 26

1+1 2



"

1+1>2

"

		2016	"	
	81			
2695		600		
	2017			
151	3021		1	
	668		92	4
2017				
	A			
	500			
243				
1+1>2	85.9		2017	
1561	"		70	



2020 " 1"
 10 10
 10 100
 100 EPC


6

GOE CIGS

T1000 0.12

14.8 34
 GOE

"
 "
 "
 "
 "
 "
 "
 "
 65% 10
 60 14
 30



GOE 6000



8

“ ”

“ ”

02

“

”

“

”

“

”

“

”

“

”

“

”

“

” ”

“

”

” ” ”

3

2300

“

”

“

”

A

1
0.85
H 2017
7
2017 12 - <

99%
A
" "
5
H

" "
" "

H

H

" "



70%

"

E14

" "

3

1345


35

"

03

"

"



" "

2017 7

" "

" "

" " " " "

" "

" "

" "

" "

" "

"

" "

"

"

“ ” “ ”

“ ”

“

6

“ ” “ ” “ ”

“ ” “ ”

“ ”

“

“

KPI

“ ”



"

500

"

"

"

126

120

52

40

500

" "


20%
20%

" " " " "

" " " "

40

40





3

3

1

24

"

"

"

"

"

"

"

"

"

"

2000

65%

2009 7

"

"

"

"

"

"

"

"

"

"

"

"

"

"

60



2011 100 " "

1000 " "



" "

" "

" "

2011

2012

2011

1992



" "

1.2

90

4000

23

5

3

23

3

3





1

3

"

"

20

100

"

"

1.2

7500

100

35

24

30%

2015 5

CRH

CEO

"

"



25

50

200

"

"

30%

70%



60%

" "

2015 3



C12+3



" 12+3"

" " " "

" "

1

10

80% 60% 34
 " 2016 2017 "
 518 877 "
 " 3
 32.5



2000

" "

" "

2014 5

" "

" "

" "

"

10

269

150

32

27

12

30 40

12

" "

2016 8 " "

" " " 1+1>2"



" "

" "

2018

" "

" "

" "

6000

25

3000

6



" "

10

" "

2006

"

"

2015

2014

12

ã ã

1



"

"

20 5000 " "

噫 800

1600 噫

2017 " 2013 " "

" " "

" " " "

" "

2017

“ ”
“ ”
3

“ ”




“ ”
2017 70 2018
100 + EPC
“ ” “ ”

10

10

“ ” “ ”





26 3.8 18 NOI 2000

NOI 3

6.5 NOI SINOI

2006 100 500

3000 NOI 500

NOI 2014 Avancis

20



SINOI

Avancis Avancis

Avancis
Avancis
4.0
2
50
100
20



0.12

" " " "

0.85
H

1

10%

40%

99.9%

2018 4

0.12

" "

TFT

98%

2017

T800

2018 5 3

" "

H

6 13



" "

" "

H

" "

" "

62



“ ”

“ ”

2004

13

“ ”

11

10

“ ”

“ ”

“ ”

“ ”

A

1

2016 8 26

2017 7

1

2017 7

2018

5

1

“ ”

A

3

“ ”

“ ” H

15%



70%

80%

13.8

"

"

"

"

2008

"

"

4.0

2017

"

"

"

"

2016

23.4

23.4

"

"

6

D





2016

10

" "

" "

" "

" "

" "

" "

"

"

" "

"

"

" "

" "

" "

f



70 80

2018

10

" "



2018 3 25

"

"



15

" "

15

" " "

"

40

"

"

" "

2002 GDP 10 2017
82.7



" " "

2015



2017

2013

"

"

70

1750

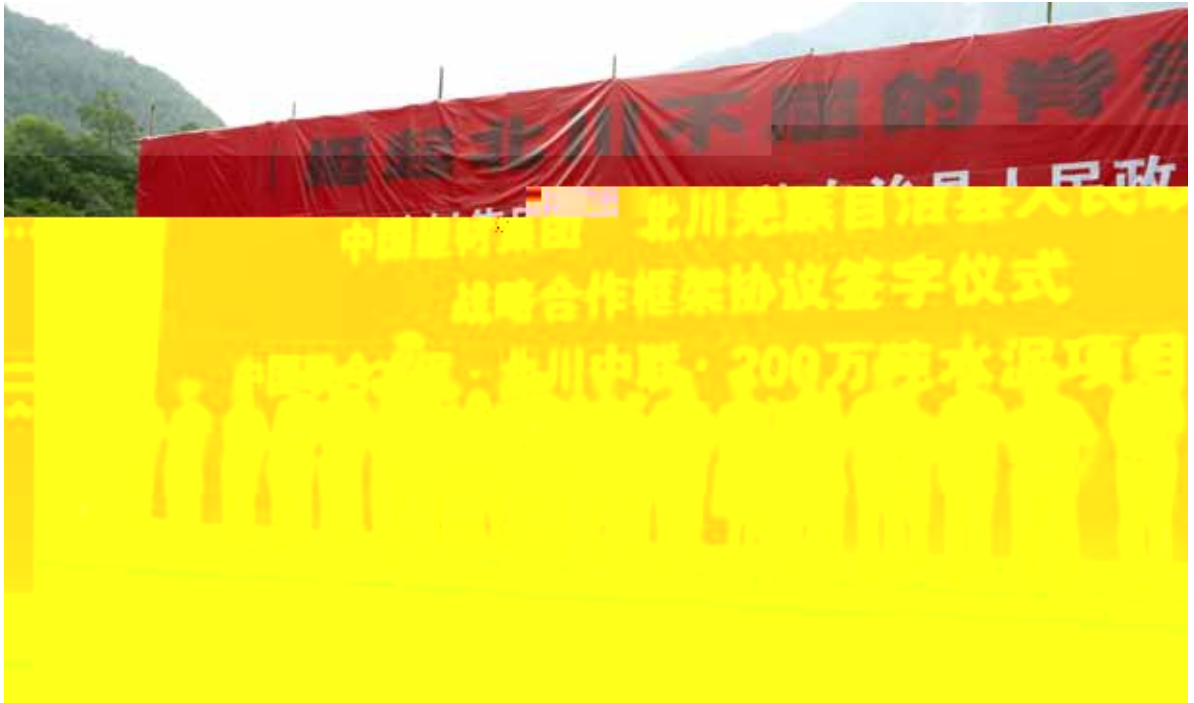
2100

2

1

4 5





20

3000

2008 5 12

300

5

2005

5.2

300

"

"

"

"

500

"

"

2008

1

10

2017

“ ”

500

KPI

KPI



"

"

"

"

2006

"

"

"

"

"

"



39

16

— —

5



A

" "

260

220

500

" "

" "

CRH

" Never,never,never,never give up"

27

27

10

1

2018



2006

30

12

10

4

5

100

5

MBA

... 1

...



1.75 /
1.01 /
285

2016 6

	4.01 /				2016
	5.16				
1.16 /		6.99	2015	5.47 /	2017
/	65				2015
2.06 /			20.5 /		
"					2016
	"		2015	2.89 /	2017
					2015
1.			3.92 /		
2017	2015		2017		
5.34 /		5.44		2.96	0.51
/		8.24 /		2.84	
	20.5 /		2.07		
2.08 /			1.18		
2.5 /					"
2.					"
2017	2015				
4.82 /					
4.40 /		6.60			
/		3.92 /			



//

//

— —

4 30

2013

2014 12

"

BUA

"





2005



BUA

BUA

BUA

2015

2000

10000

BUA

400 20
70

1500

BUA

8






“ ”
“ ”

90%



Z



24




“

”

”

”



“ ”

“ ” + ”

“ ” “ ” “ ”

“ ” “ ”

“ ”

“ ” “ ”

“ ” “ ” “ ”

“ ” “ ” “ ” “ ” “ ”

“ ”

1-2

“

“ ” “ ” “ ” “ ”

“ ” “ ” “ ” “ ”



“ “ “

“ “

“ “

“ “

“ “

1.

“ “ “

“ “

“ “ “

“

“

“ “

“

“

“ “

“

“

2.”

+ “

“

2013

“ “ “ “

“ “

“

“ “


“

“

3.

" "	" "	E8	95G Pa	4.	" "
		2.			100 14
					20
	" "			8	
	" "			2019	
	" "			5.	
1.		3.			
		" "			
	" "				" "
	" "				" "





01




50

1957





1956



60



02






1990



1991

45



1992

700

1999

03

2004



21

2004

“

”

2016 12

"

N

%

"

Q

"

"

A

"

" "

"

"

"

"

"



“

”

“

”

“

”

“

”

“


”

”

”



不忘初心



牢记使命

牢记使命 砥砺前行

牢记使命 砥砺前行



