


中国建材： 为

盼

中国建材集团与法孚集团签署合作协议
坚定信心再出力——保供供给侧结构改革这场硬仗



中国建材集团有限公司
China National Building Material Group Co.,Ltd.





S" #+

&* " "



S" #*

S" #*

S&S

Contents

2019 3 138



1

4

5

6

7

8

9

10

11

2019

2018

4800

12



20

40 1958 2018

23

46

9

30

48

2.4

34

38



55

Romain Soubeyran

“ ”

EPC





” EPC 70% 400 “
“ ”



38

72

10

“ ”



“

”

“

”

CO₂

”

IFC

MGA

“

”

“

”

VCA

10

38

72

“

”

2018

IFC

IFC

VCA

VCA

2018


41

“

”

CO₂25

CO₂



2018





“ ” “ ”

“ ”

2019

“ 335 ” “ ”



2018

2018

“ ” 2018

807	2190	18.9%	2036	44.9%
	63.3%			

HK3323	2018	184	68.8%	38
				2018

485	92.1%	2018
-----	-------	------

2036	44.9%
------	-------

2018

807

63.3%

“ ” 2018

2019

“ ”

GDP6% 6.5%

2018

“ ” 2018

2190	18.9%	2036
------	-------	------

44.9%	807
-------	-----

63.3%	37	9599
-------	----	------

3528	187
------	-----

8040MW	218	341
--------	-----	-----

2018

2018

2019

“

”

“

”

“

”

“ + ”

“ ”

2018

100

2018

130.6%

4800

“

”

“

”



4800

AGM

AGM

4800

“

”

13

“

”

“

”

“

”





— —

2018

3 5

6.5%

6% -

16%

13%

8000

1.8

5776

400



S" #+

2019

70

2018
5.3%

22.1

2018

GDP 6.6%
GDP 1

90

40

14

2018

21

2019



4.0

115
30

64

“ +”

3

2009

10

2015



+ +

32.5

+ +

50

90

45

0.5

20

10

312

65%

30

20

2018

" " " +"

+

66%

10

7.7kg/t 8.27kWh/t 4.54kWh/t

1

26

3.8

2018

2660

884

"

"

"

"

EPC+ + +



"

"



21

"

"

90%

21

50

60

2007

T300

2017

9

SYT55 T800




2018 2

T1000

.....





		2015	3	28	0.2
			2016	4	0.15
2018	4	0.12			0.1

0.5



Avancis Avancis

100

4.0



2015 10

Avancis

30%

100

3 5

20GW

15GW

5GW









2007 10 2013 30%
5000t/d 2007 9MW 2012
180

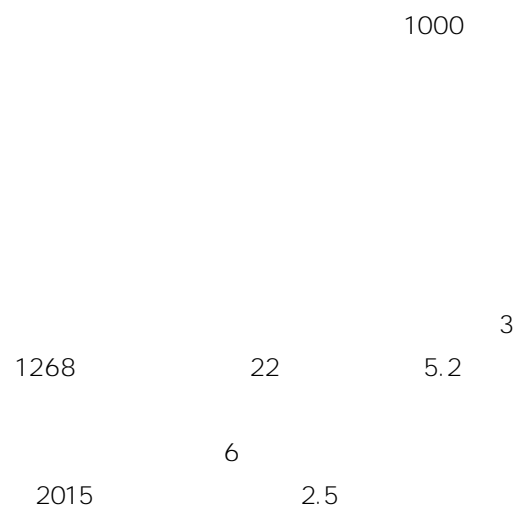


2004 5000t/d
6
2010 9

70%

PDCA

KPI



GB4915- 2013



ISO 9001



2012
13




2016

2014



60

2007





BAYAH 10000

LEBAK BAYAH GAMA
PT. Cemindo Gemilang

4.268

32

EPC

BAYAH 10000

E P

BAYAH 10000

10 9 20



58

BAYAH 10000

100%

100% 95%

2
2017 6
2018 10

11000

95%





GAMA

1000

5

4000

6 - 10

5

10 /

11

15

49

54

8

36

54

23

1/4

7.38

7

6

53

346

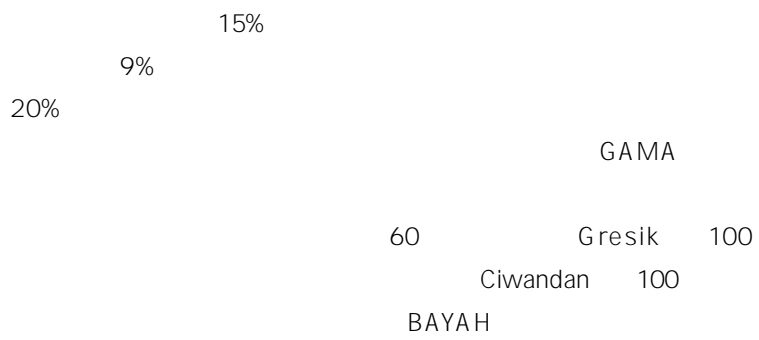
35.7

5.5

1400

475

108



“

”



2014 2016

2016
7

15
50

2018
2017
2015

2015-



2012

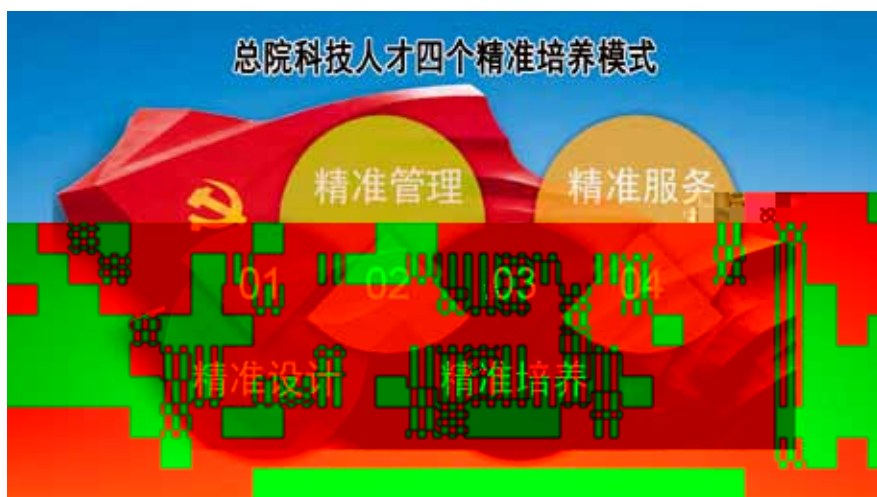
1.

2.

3.



4.





4

863

973

10

535

180

50

22

30

2018

2

© 3

3 G 3/4
D



a

S %

3




2


+ + +N

1

" "

;






&"



%\$ S" "

#! * \$" # ("

1958




60年代厂区一角



用马来、手车运料

%





#+&) #*

4260

2.75

#+))

" " S2%

#+)*

#+*#

S&



&Sž D

#L*#

#+* \$

#++# (" " "

#++'



+

1992

.....

1998 24

15.98% 20.9%

" 500 "

1993-1995 #

%

1998

#'! *

2000

%

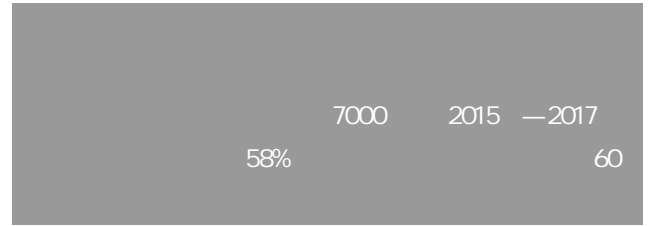
\$' " "

#' " "





\$" "\$"



60 " " " " " "

48

2019

5.0

5.0

2019 " "

2019

2018

2019

L Amali

5800

EPC



