

通讯 中国建材

• 2020 6-7 153-154 •

央视
新闻



周育先

接受中国中央电视台记者采访

**要弘扬企业家精神
勇于创新 发挥好央企的龙头带动作用**

7 21

	“	”				“	”	
						576.26		10
	500		187		16			“
”								“
	”		“	”				
					“	”		
“	”	“	”	“	”	“	”	“
“	”							
	“	”			“	”		

Contents 目录

2020

6-7

153-154



1

4

5

6

7

8

9

10

10

2020


14

16

19

20

22



24

46

47

26

48

——

50

“ ”

52

13

32

——

54

38

——

“ ”

2020

4335

4335

2019

41

44





5.0



3;


CEO



4

“ ”






“ 4335”

“ ”

“ ”

10

年份	全球排名	营业收入 (亿元)	净利润 (亿元)	其他指标
2019	235	500	121	13.8%
2020	203	576.26	187	14.4%
2021	187	500	133	2.6%
2022	16	367	476	11
2023	10	397	476	11
2024	8	410.27	300.22	11





2020

7 24

2020

7 21





+ +

2422

4335

11.04%

24

11.34%

+





7 21

1377





“ ”

12

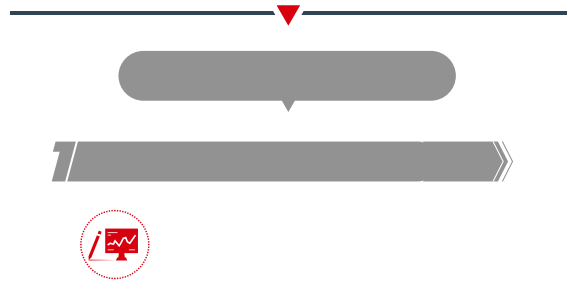
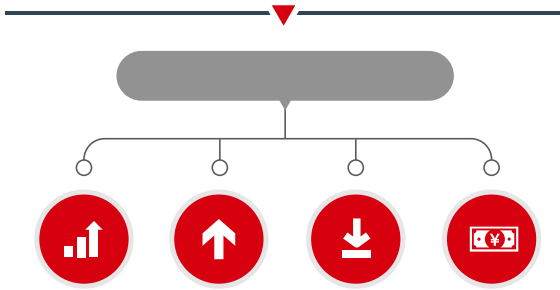
“ ”


“ ”

“ ”


6000

90

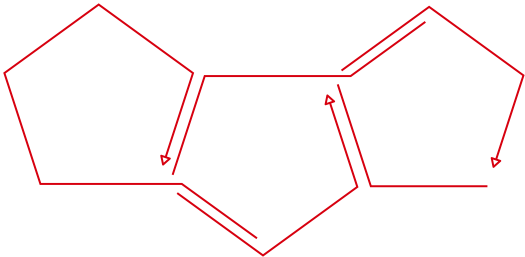





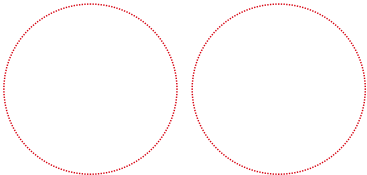

1




2




3






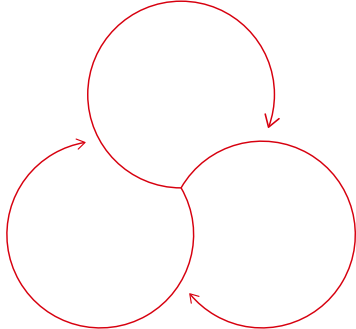

1





2



3








1



2



2020

4335

/



CCTV 1
综合





1 6

11.04%

11.34%

120

65%

+N
5 8

TFT

(

TFT



7 21

2003
500 2016

39 83 10
5245.14
11% 11%
430.14

....

p



7 21

7

7 21



+



— —

2019 2018

2019



2 7

3240

20

33%



98%

100%

98.3%



ISO14001



A S9100D

A S9100D

2019

GB/T19001- 2000



2019
99.4% 2019

2019
100



2019
335

2025



QQ

QQ

1+N

“

” 1998

1999

12

2019

“ ” “ ” 20 7

10
2019 6
41 20% 26
16
/ 11
76 / 7

2016

8 2017 800

16 2018

- - 2018
app

-
3

8

12 8

21000

1+1>2

2019

6
2016 13.72%

2018 6.19%
0.7
50 q
35%

3

3

• I P 0 P
3. % 0 . %

P 0

Y ù
• €P • %

r

K P.

Z

ù

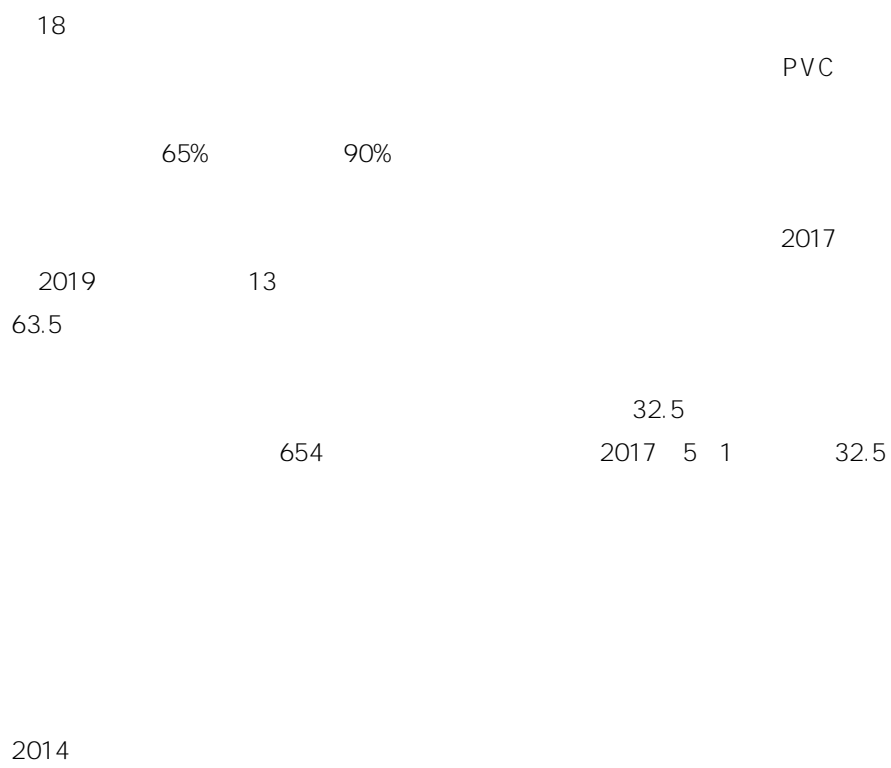
ù

1790
60
2783

2018

APP

6S





2018 2.36

+

500 /
20 /

1600
100%





20
20

文寨军

“
”
+1 5 8
+1

文寨军

文寨军

+

1998 2006

文寨军

1993

2019 6 25

98

80

10

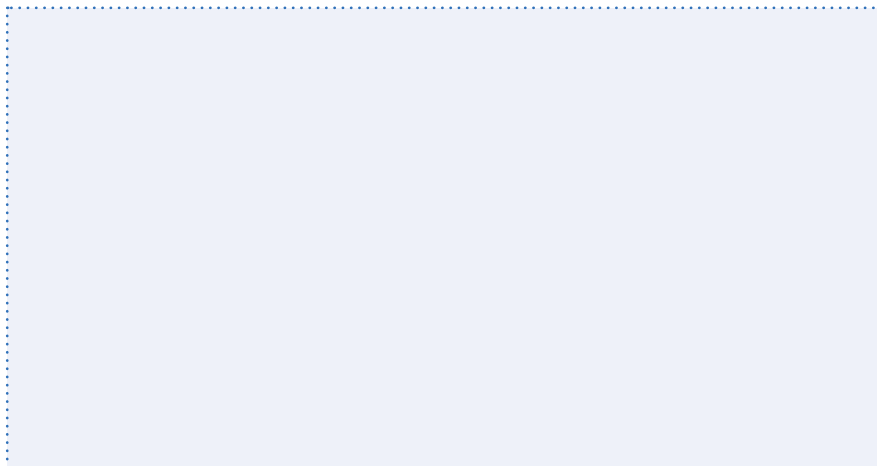
2019

80

80

2019

文寨军



2016 7

.....

2018



“ ”

.....

2019 7 20

324 1268
83 301

83

+
+

1+10

499 589 523

2300

10300 2019
9

2019

11600

54

2019 5 10
6 15

.....



.....

2014

a

Ü

y

R

S

®

q

/

2015

2015

3

13



5 600

2017

650

15

300

1

1

108

36

98

371

3444



10

10

//

//

" "



8-12

-20 ~+120

± 0.3

3 ~4

S Se Te
8-12

0.3

1-5



0.3

99.97% 1-5

1978

2019

1982

77-1G

G-1

1985

2014



2020

3.2%

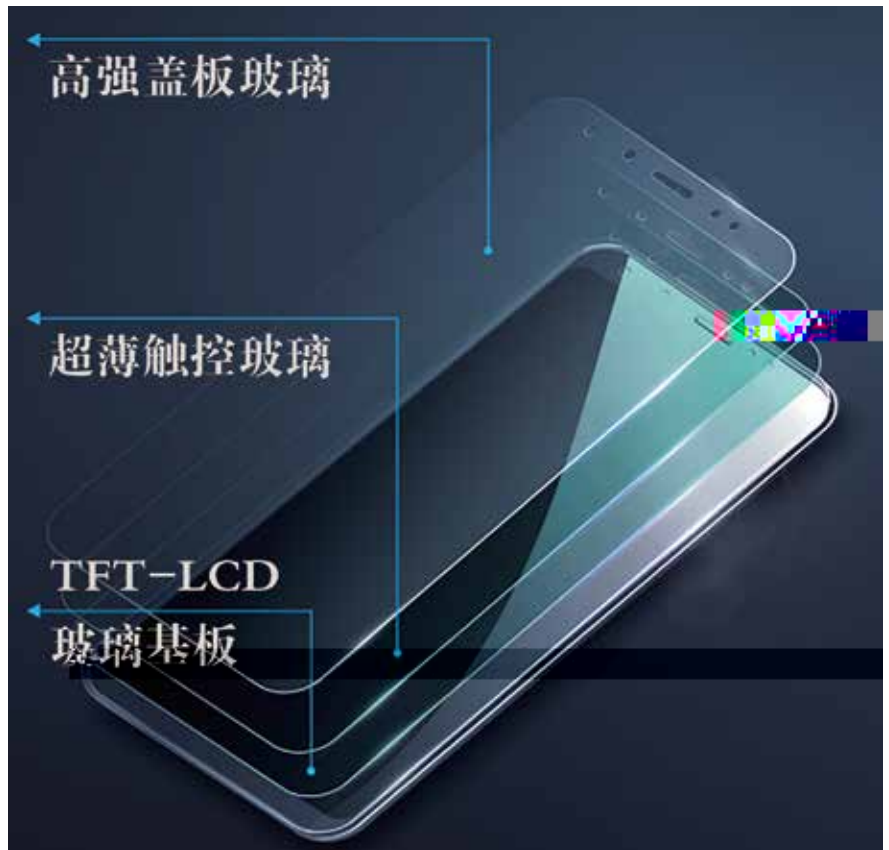
‰

4 3

LCD

TFT-
TFT-LCD

iPad



0.33mm 0.7mm

1.1mm

2018 4

500

0.33mm 0.7mm

m² 0.2~2.0mm

0.7mm

21



TFT- LCD

TFT- LCD

LCD

TFT-

2900
0.12m m

~5

3
0.12

4.5 TFT- LCD

90%

0.12m m
LCD

TFT-

0.1

0.1mm

TFT- LCD

330

60%

TFT- LCD

TFT- LCD

TFT- LCD



