



CNBM

中国建筑材料集团有限公司

社会责任报告



"
" CNBM"

"
" CNBM"



2

4
6
8
9
10
12

14
16
24

36
48
60
76
88


98
100
104
105

26
28
30
32
34
38
40
42
44
45
46
54
56
58
68
70
74
84
85
86
90
92
93
94
96



| | | | | |
|------|---|------|---|----|
| 2013 | " | " | " | " |
| " | | | | |
| | | 2523 | | |
| 115 | | | | |
| 267 | | | | A |
| | | | | |
| 2002 | " | " | | 20 |
| | | | | |
| | " | " | " | " |
| " | " | | | |
| | | | | |
| 2013 | | | | " |
| | " | " | | |
| | | " | | |
| | | | " | " |

| | | |
|-----|-----|------|
| | | 500 |
| 500 | 500 | 46 |
| 500 | 267 | 2013 |





13

20



4

4.1



1000

0.33mm

4000

ITO
TFT
0.4mm 0.5mm



100

12



54
16.5



10000

1.5

31.5

1.25MW
62

6MW

4000

T 700

T 700
SYT-45

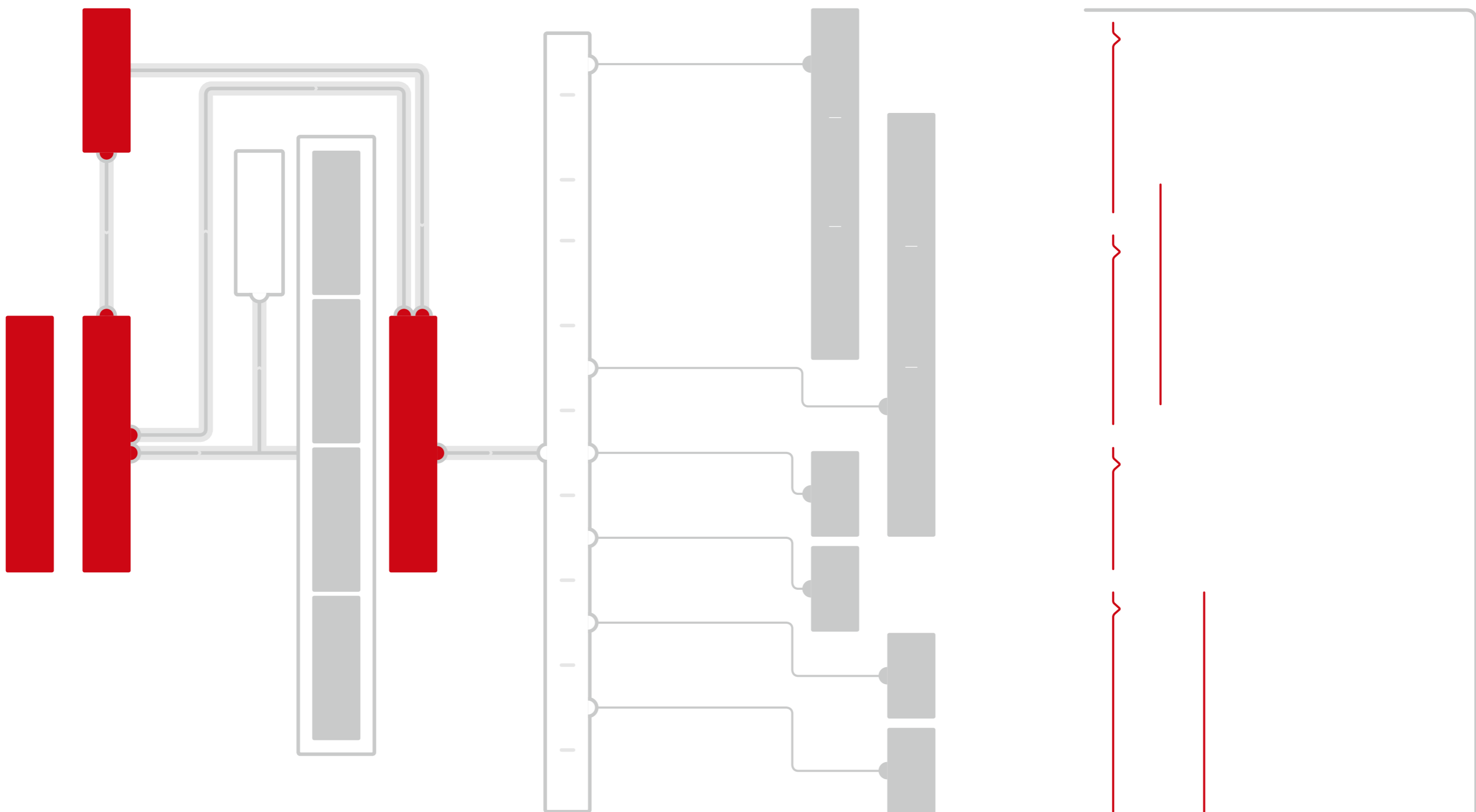
5500
2200


T 700

4

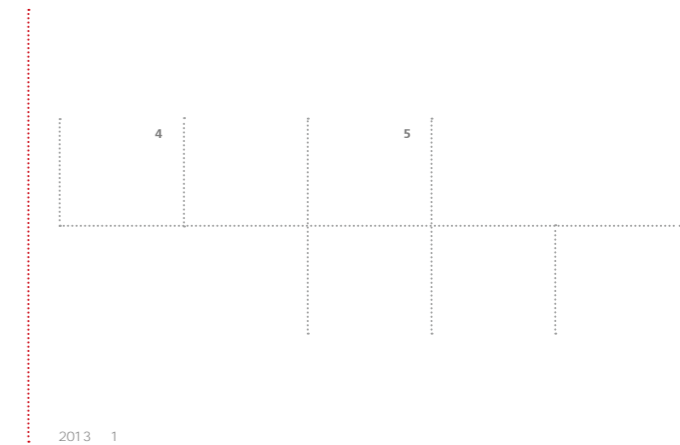

10

* 863*





- 1 2014 4
- 2 2013 7
- 3 2014 4
- 4 2014 4
- 5 2014 4



2013 1

2013 1

1

9 20

2009

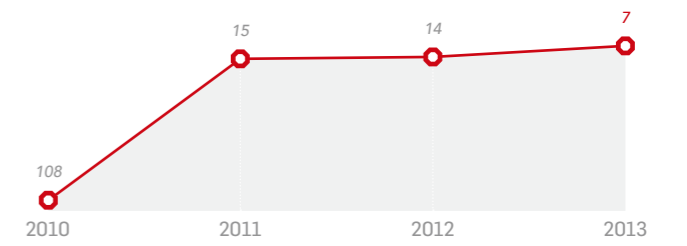
6 27

2010

2008

2010-2013
100

[2010-2013]



1 2 3

3

4

5

6

7

200 2010 2011 2012 2013

1020610
478 3766
657

10

11

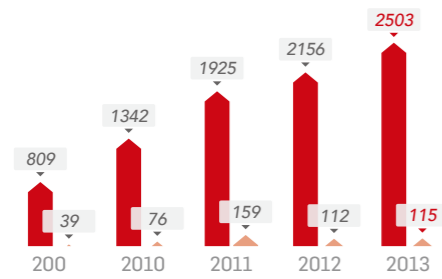
12



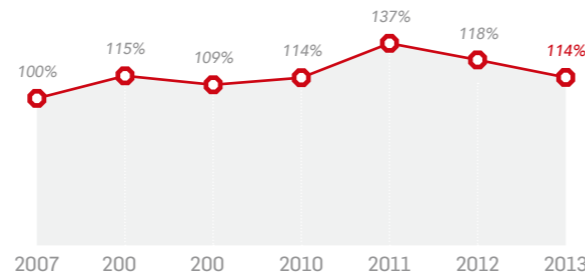
2013

| | | | |
|--|-----------|--------|---------|
| | 3323.HK | 0.1600 | 1.0672 |
| | 000786.SZ | 0.4300 | 1.5740 |
| | 600176.SH | 0.1200 | 0.3657 |
| | 600552.SH | 0.0650 | 0.6500 |
| | 600876.SH | — | -0.2000 |
| | 1108.HK | — | -0.2560 |
| | 002066.SZ | — | -0.5858 |

2009-2013



2007-2013



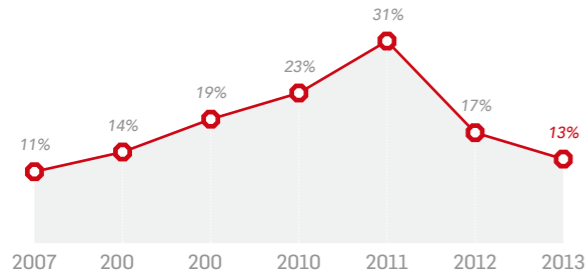
2009-2013

| | 2009 | 2010 | 2011 | 2012 | 2013 |
|--|------|------|------|------|------|
| | 90 | 63 | 132 | 152 | 145 |
| | 1 | 0 | 2 | 0 | 1 |
| | 21 | 17 | 46 | 89 | 54 |

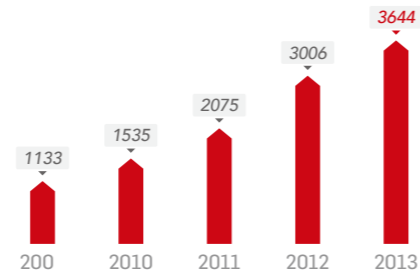
2009-2013

| | 2009 | 2010 | 2011 | 2012 | 2013 |
|--|------|------|------|------|------|
| | 100 | 79 | 28 | 22 | 59 |
| | 0 | 0 | 1 | 1 | 1 |
| | 62 | 30 | 15 | 5 | 8 |
| | 38 | 49 | 12 | 16 | 50 |

2007-2013



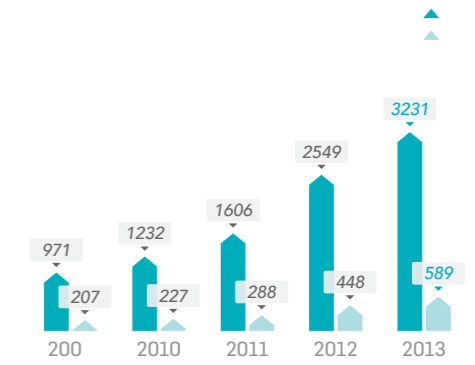
2009-2013



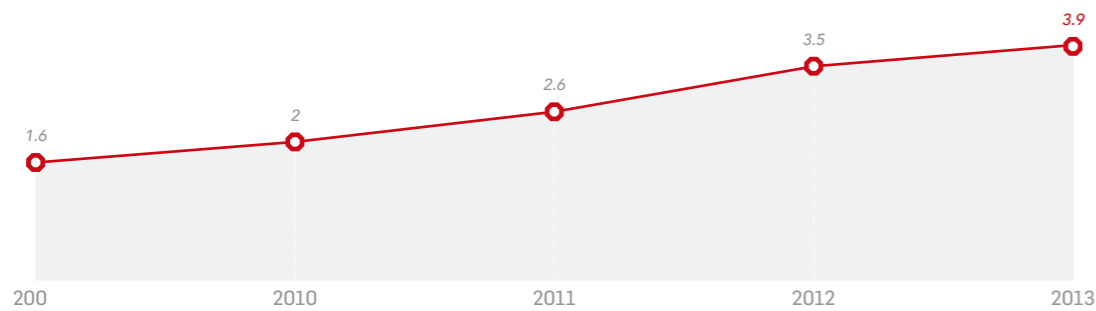
2009-2013

| | 2009 | 2010 | 2011 | 2012 | 2013 |
|--|------|------|------|------|------|
| | 430 | 514 | 630 | 766 | 1262 |
| | 144 | 173 | 170 | 228 | 373 |
| | 202 | 420 | 487 | 729 | 848 |
| | 34 | 54 | 80 | 143 | 128 |

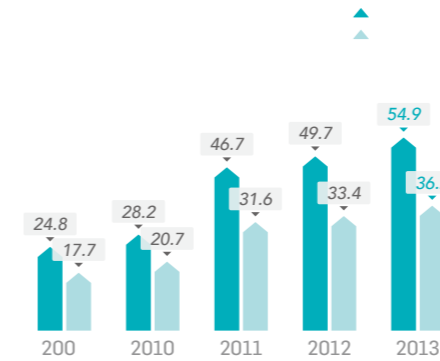
2009-2013



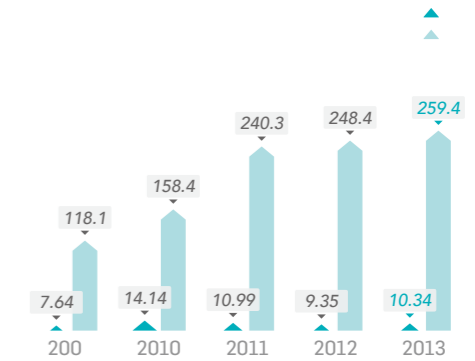
2009-2013



2009-2013



2009-2013



2009-2013



2009-2013



2009-2013



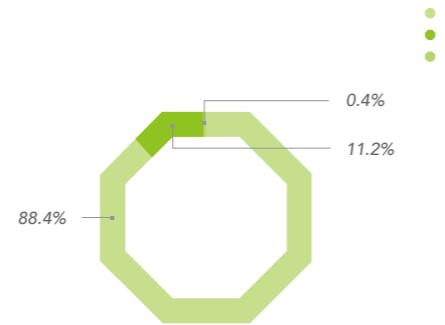
2010-2013



2013

| | |
|--|------------|
| | 2866.44 |
| | 2467.51 |
| | 2579457.41 |
| | 28379.6 |
| | 48.95 |

2013



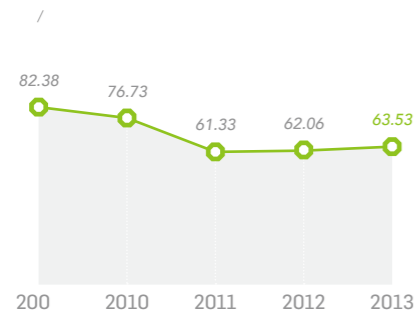
2013

| | |
|---|---------|
| | 6191.16 |
| | 8.23 |
| | 10.32 |
| | 101.91 |
| % | 99.17 |

2013

| | | |
|--|---|-------|
| | / | 8.02 |
| | / | 0.41 |
| | % | 96.44 |
| | | 1606 |
| | | 60.13 |

2009-2013



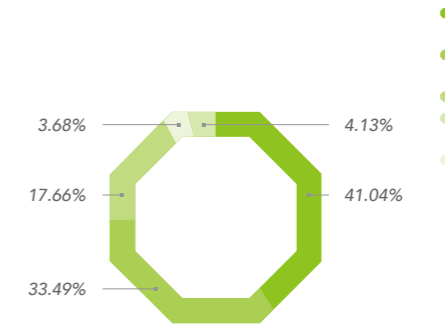
2009-2013



2010-2013



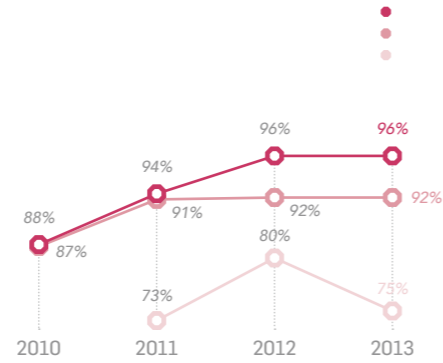
2013



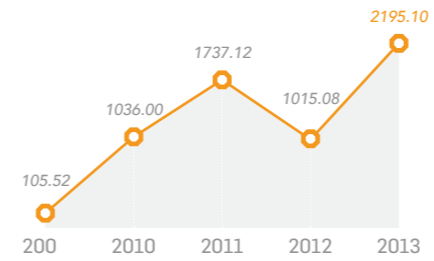
2010-2013

| | 2010 | 2011 | 2012 | 2013 |
|--|--------|--------|--------|--------|
| | 112676 | 126385 | 165652 | 179421 |
| | 397 | 594 | 1190 | 1234 |
| | 1566 | 3516 | 2706 | 3031 |
| | 599 | 1023 | 1620 | 1685 |
| | 24.0% | 11.6% | 13.5% | 18.1% |

2010-2013



2009-2013



2009-2013



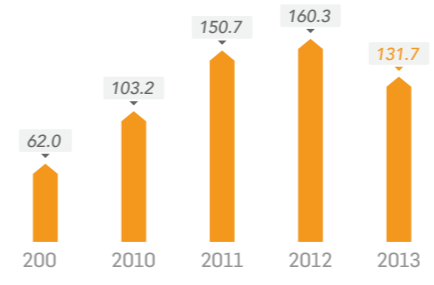
2010-2013

| | 2010 | 2011 | 2012 | 2013 |
|--|-------|-------|-------|-------|
| | 38 | 53 | 66 | 67 |
| | 12811 | 13368 | 20392 | 21131 |

2011-2013

| | 2011 | 2012 | 2013 |
|--|-------|-------|-------|
| | 11975 | 21028 | 37491 |
| | 108 | 63 | 164 |
| | 1580 | 1138 | 2387 |

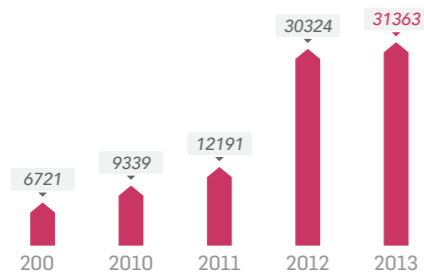
2009-2013



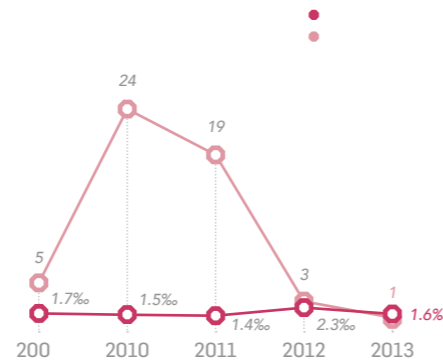
2011-2013

| | 2011 | 2012 | 2013 |
|--|-------|-------|-------|
| | 21182 | 15901 | 16081 |
| | 4276 | 3743 | 4383 |
| | 241 | 521 | 158 |

2009-2013



2009-2013



2012-2013

| | 2012 | 2013 |
|--|-------|-------|
| | 20 | 18 |
| | 136 | 112 |
| | 466 | 506 |
| | 98 | 119 |
| | 17815 | 36530 |

2012-2013

| | 2012 | 2013 |
|--|-------|-------|
| | 67 | 109 |
| | 91 | 145 |
| | 3337 | 4864 |
| | 39778 | 10681 |



343

2013

100


7



| | |
|----|----|
| 26 | 32 |
| 28 | 34 |
| 30 | |

2013

2



189
1157



3

" "



CSI
CSI


3.0

2013
2
31
2

CSI
13

CSI

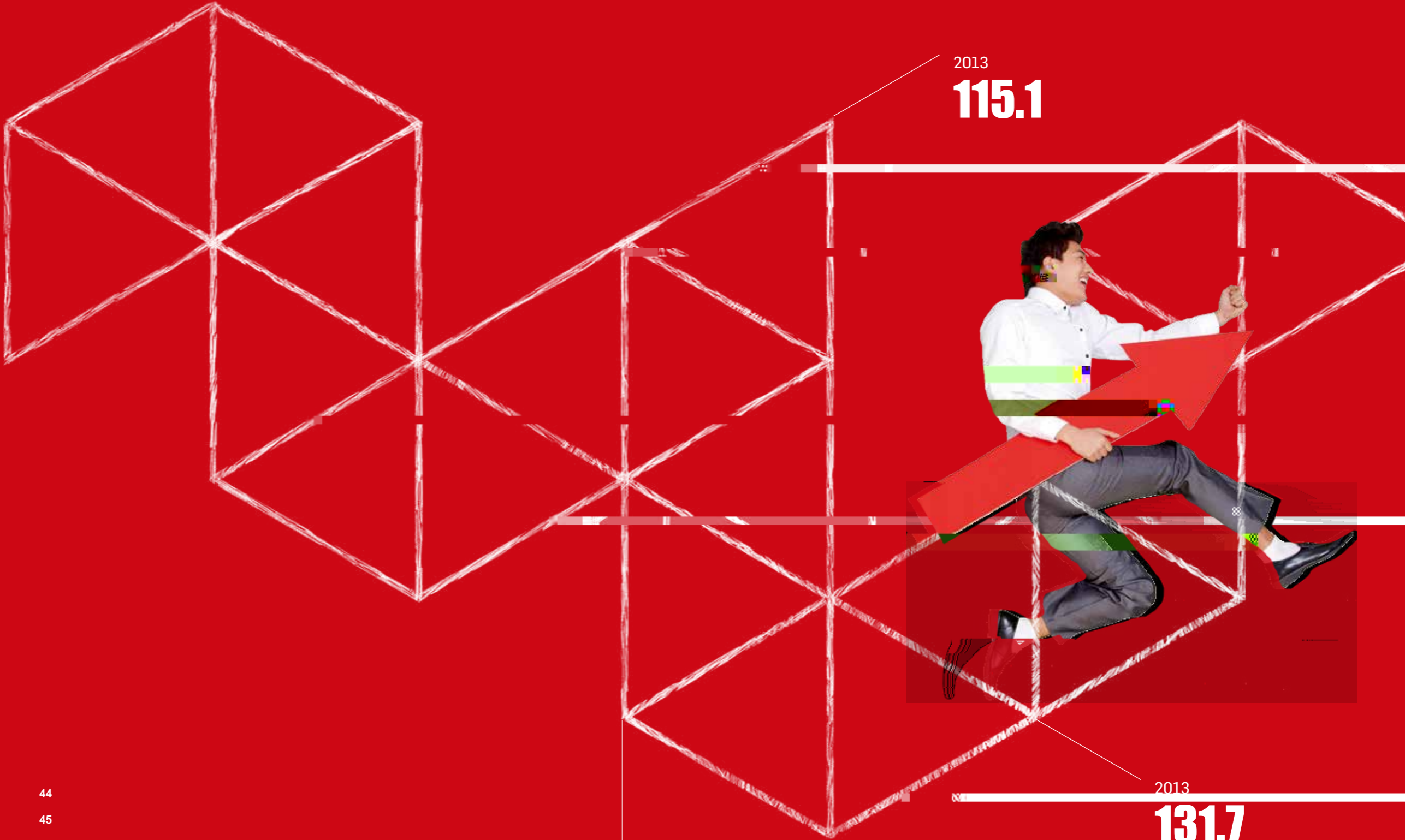
2000 7
1999





38
40
42

44
45
46



2013
115.1

2013
2522.6

2013
131.7

" "

" "



" " " "

"

" " " "

KPI


" "




| 2013 | | 2013 | |
|-------|-------|-------|-------|
| | 6.3 | | |
| | 16.3% | | |
| 4526 | 18.2% | | |
| 24.2 | 9.6% | | |
| 7.8 | | 2013 | 12 31 |
| 11.2% | 11.7 | | 3,644 |
| 22.5% | | 2,523 | 16% |
| | | 115 | 3% |
| | | 88 | 2% |
| | | 132 | 2013 |

| | | |
|------|------|------|
| 2.2 | 33% | 8700 |
| | 174% | 12.3 |
| | 17% | |
| 3200 | | |
| | 82 | |

| |
|-----|
| 34 |
| 3 E |





7 " " 5 " "



2013

61.4%

2013

44.3%

2013

1.7

2013

93.2%



2013

6.4

2013

100%

2013

145

2013

3.2

2013

AAA

2013
98.0%

2013
2.2

2013

LOW-E

15


" 2014

2013
1473
2013
2066



2013

54.9



2013

3231

| | |
|----|----|
| 50 | 54 |
| 52 | 56 |
| 53 | 58 |
| 53 | |

2013

259.4

5
3
1
1

7
1
1



6069
3
41
1
8%
13959
2013
2013




54.9
5%
36.2
8%

2013
54.9
2013
36.2

2013
1.4
2013
8%



" " " "
"



2013
28
 2013
145

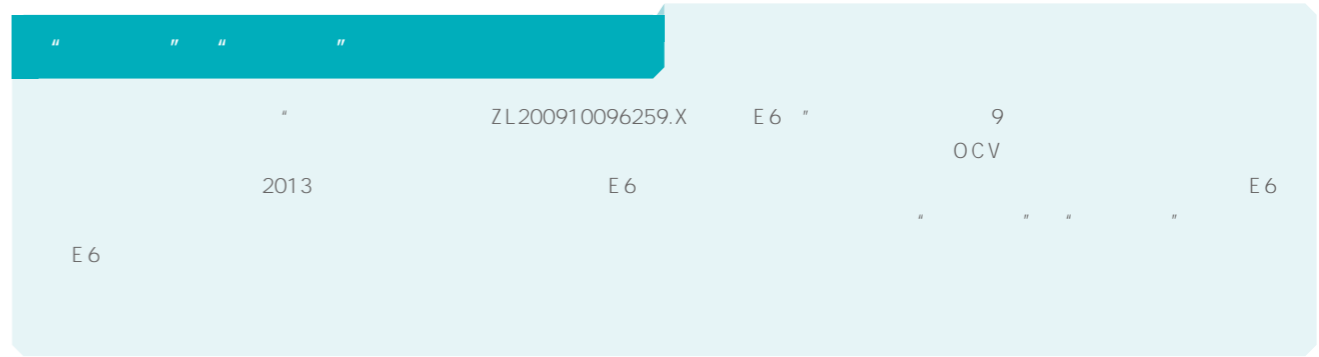

”


2013
 30
 145

/


2013 4
 1262 E6
 373 848
 128
 3231
 589
 E6

2013
848
 2013
4





2013 100
PM2.5
11
11
2013
150 " "
" "



1 5 50 7 9 2013
" ISO 17095

2013

2013

7

" ISO

2013

71

13124:2011



CTC CNCA
CNAS
CTC
CTC 55 2013
2014 APEC
620

3 2011 RILEM

2013

622

2013
1606 MW

2013
6191.2



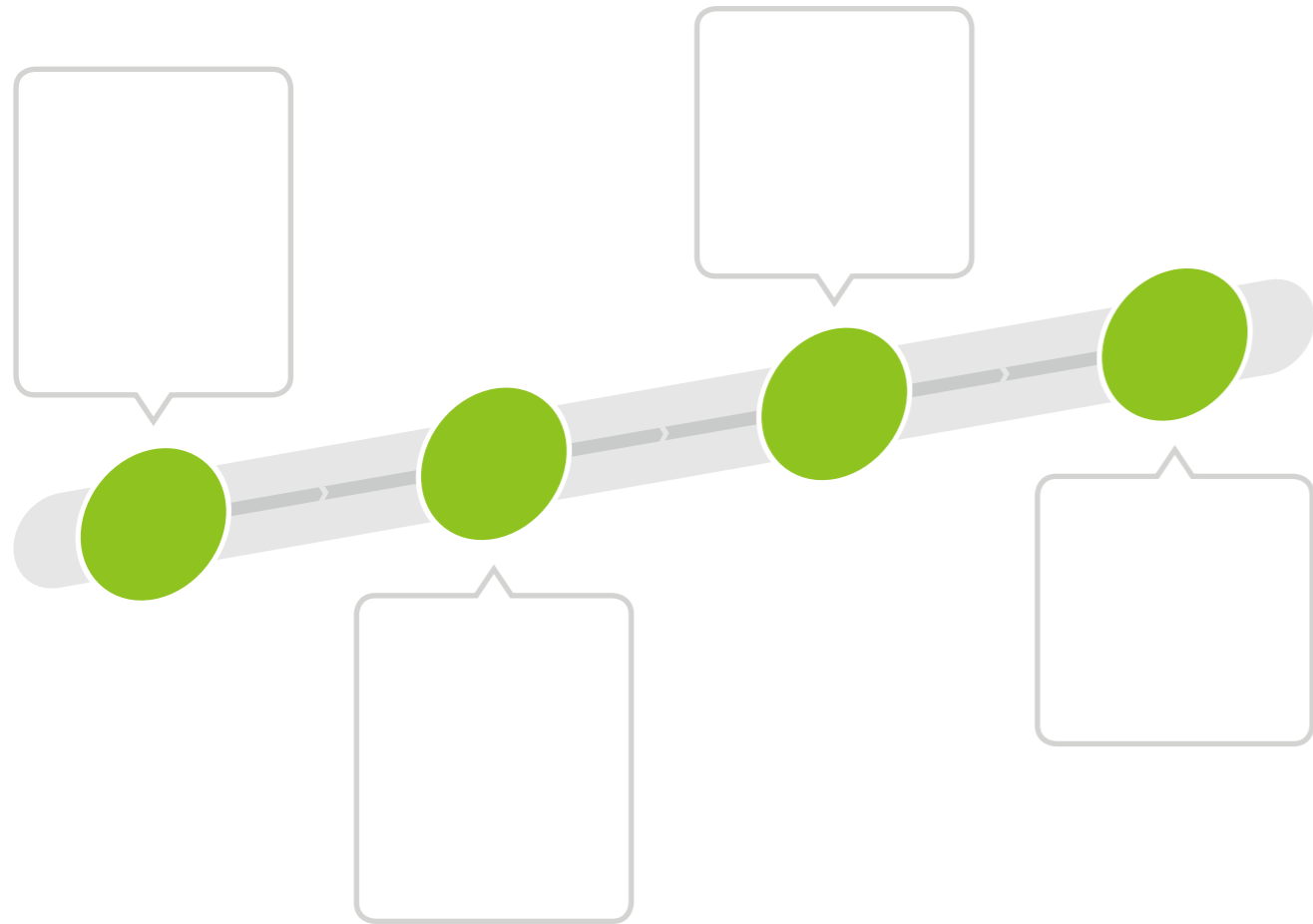
62
64
66

68
70
74


2013

14.5

”



" " 214
" " 400



926.4

207

2013
855
2013
44.7%



2013

5.7

2013

70

1

2

3

4

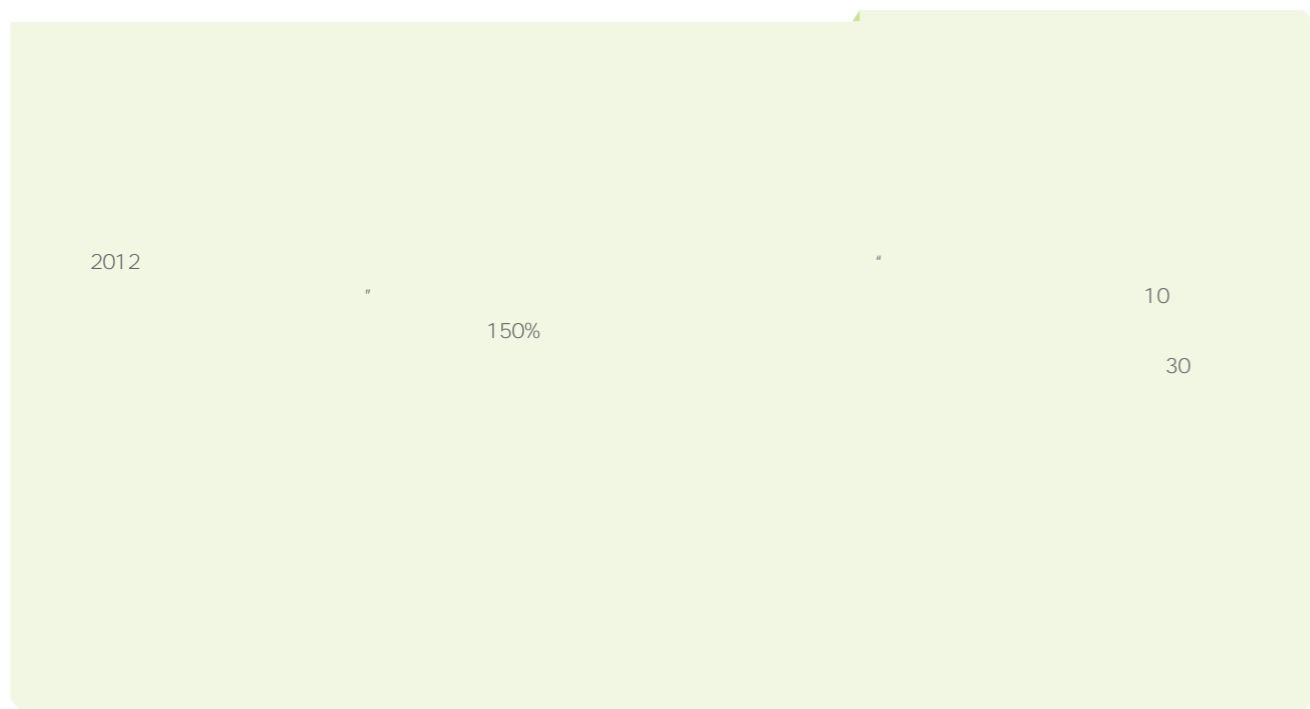
5

6

7

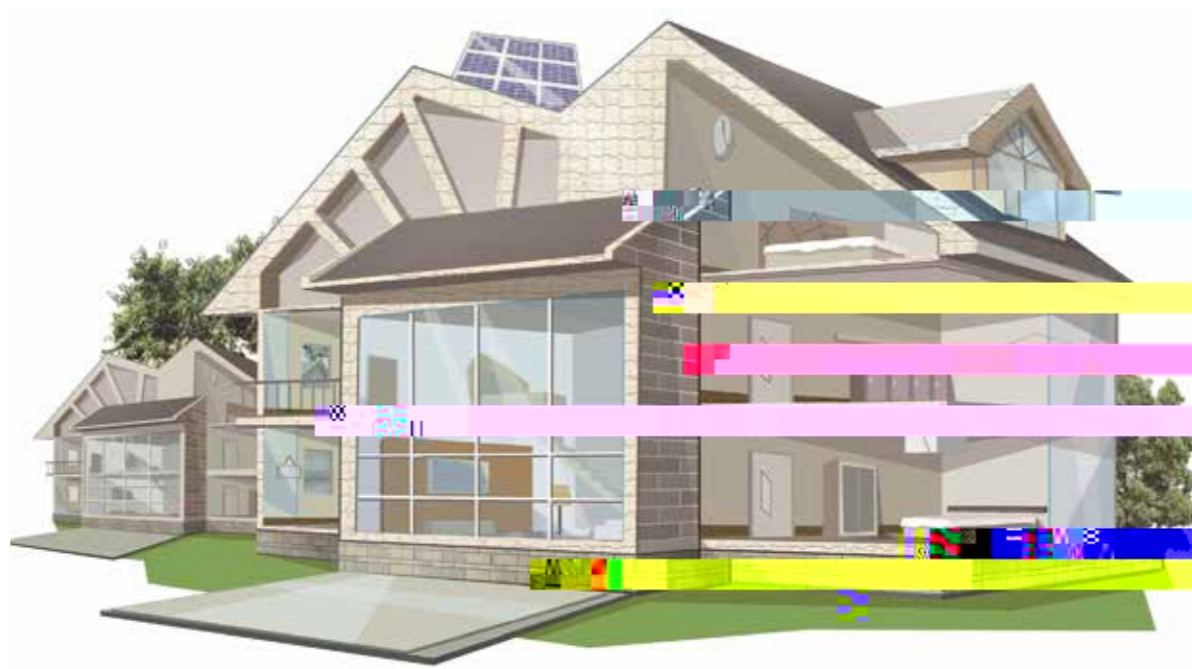
8

9



6
2013
22.1%

6

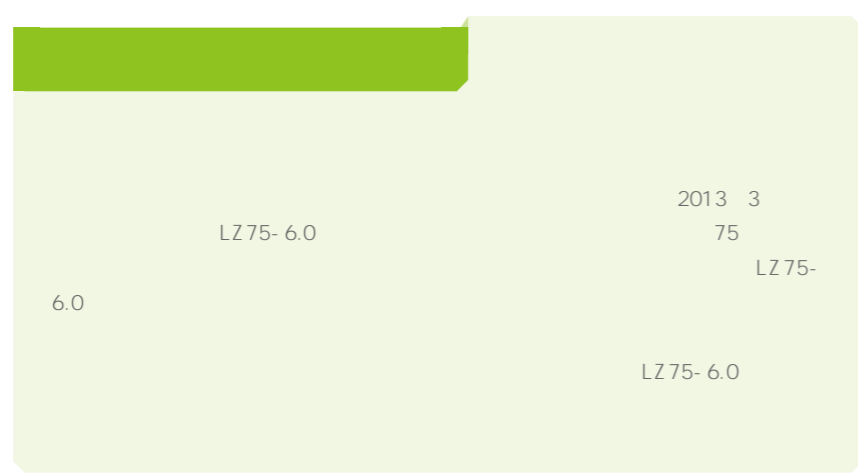


LOW-E

LOW-E



2013
66.4%







2013
17.9



2013
3.1

78
79
80

84
85
86

2013
164.2



2013

2.8:1

2013

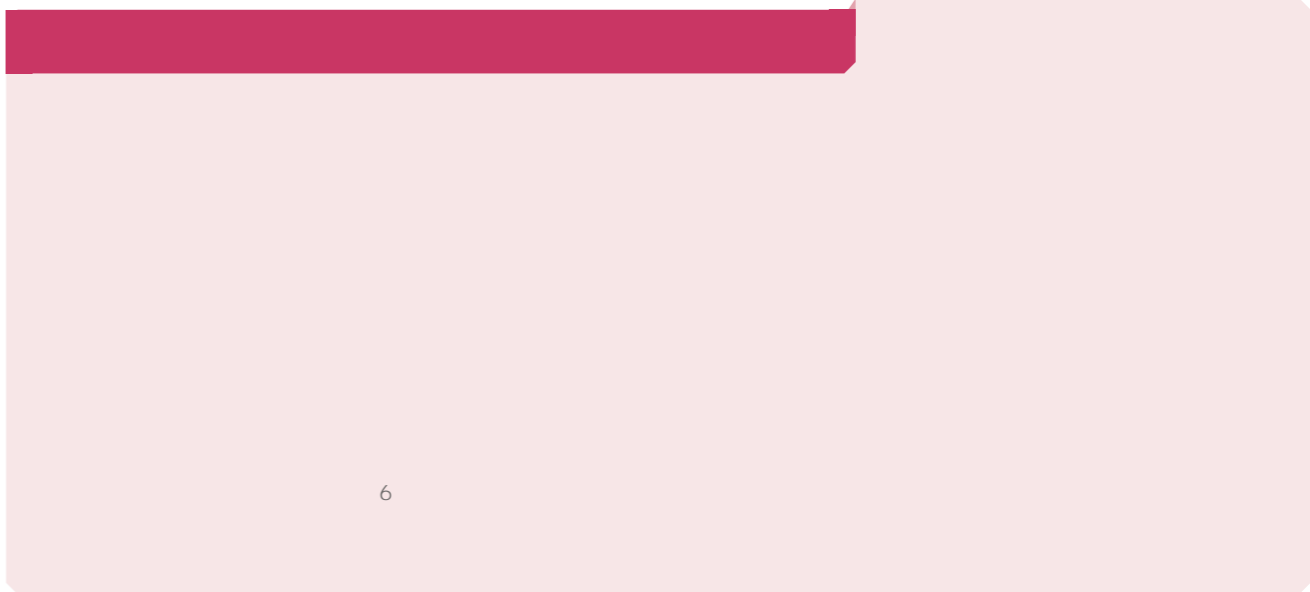
35.7%

2013

1.8

2013

90.7%



6



2013

0

2013

24%

2013

3

2013

14.9

1

2

3

4

5

6

7

8


9

2013

6

2013

2



2013
95.4%
2013
99.4%
2013
1
2013
99
2013
160





2013
1.0
 2013
100%


2013
2697
 2013
9233

2013
15.2





2013
10.8%
 2013
453



f



90
92
93

94
96

2195.1



2013
80%

2013
30

2013
63.5



2013 45 / 30

2013
1564
1234
79%

2013 9 8

2.23 8

3 20

800

90%

2013

90.6

69.4%

2013

2013
2195.1

2013
332

2013
3500

4 20 8 2
7.0

" 4 20 .y R

| " | " |
|------------|----|
| 2 | 8 |
| 3700 | |
| " | 75 |
| " | |
| 95 | 9 |
| " 2013 9 8 | |
| " | |
| " | |

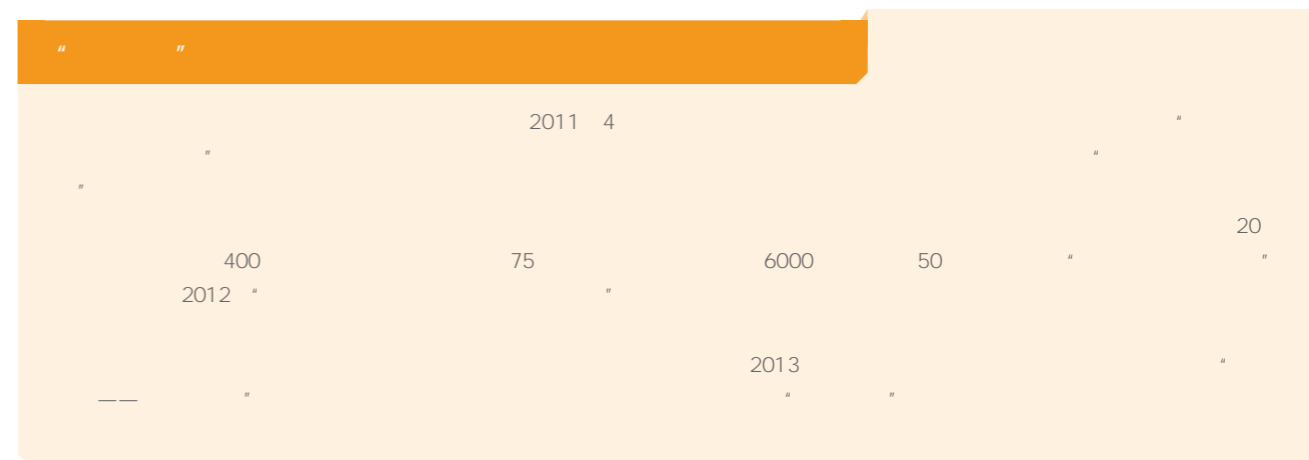


2013
109

2013
144.7

2013
1.1

2013
4864









100036

17

2

csr@cnbm.com.cn
010-68138138
010-68138088
www.cnbm.com.cn

大良造