




中国建材股份有限公司  
社会责任报




“ CNBM”

2011 1 1 12 31  
“ ” 2012


“ ” “ ”  
(2006)  
ISO 26000

CASS- CSR2.0


2011 ,

Zffb:// i i .c` b\_ .ca\_ .c` 





07  
08  
09  
10  
12  
12  
13  
14  
15  
16  
17



20  
24  
25  
26  
27

" "

30  
33  
34  
35  
36  
37

40  
40  
41  
42  
43  
44  
46  
47

50  
51  
52  
53  
56

60  
62  
63  
64  
65  
66  
67

68  
70  
78  
80  
81  
82



2011 “ ”



500  
**365**  
 500  
**66**  
**1**

500	66	2012	500	365	2011
2075.1			12.6		280
6	2		2011		1940.9
158.5		150.7			

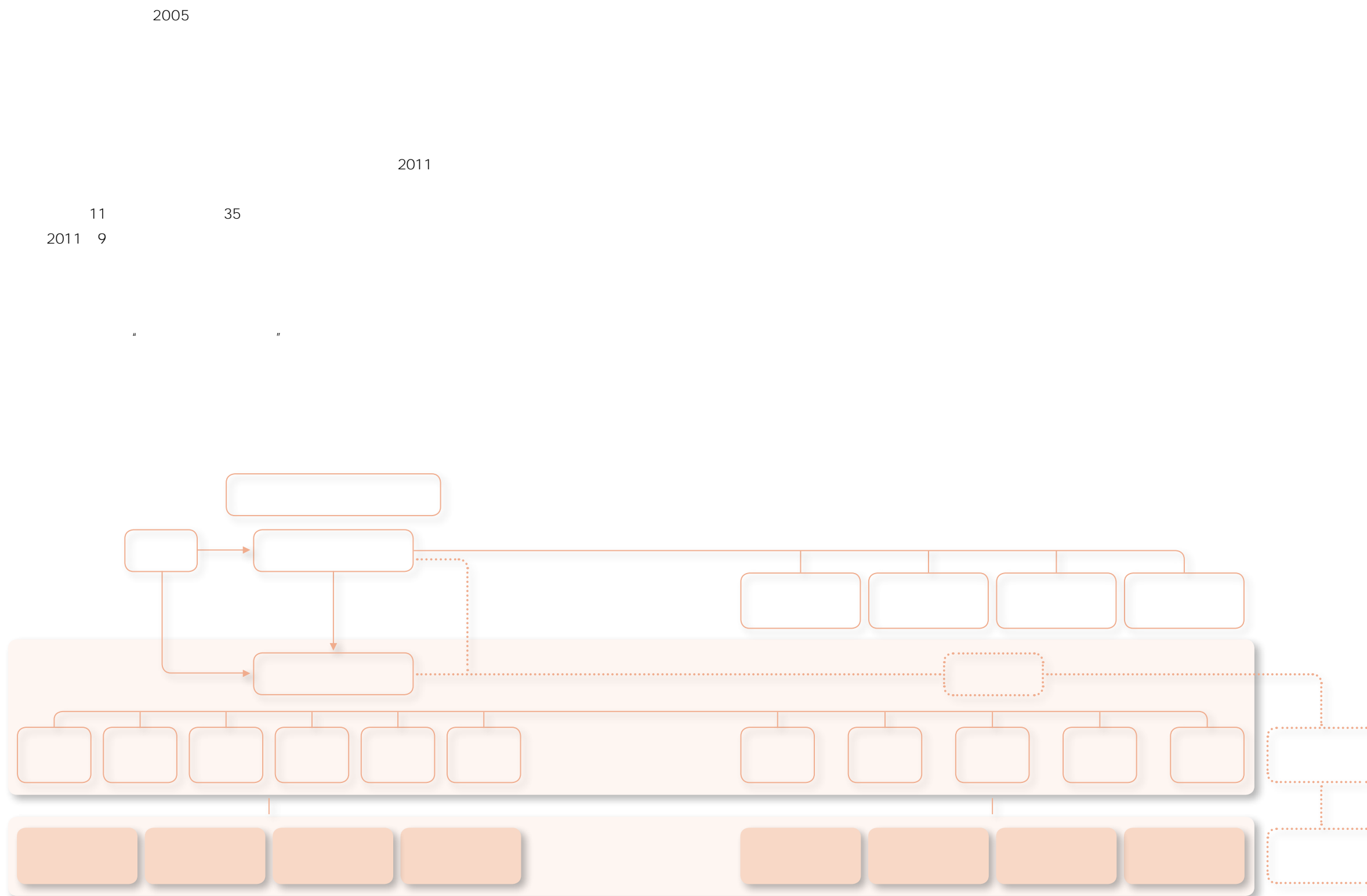


2011  
**2075.1**  
 2011  
**1940.9**  
 2011  
**158.5**  
 2011  
**118.7**  
 2011  
**150.7**

55%

2011  
11

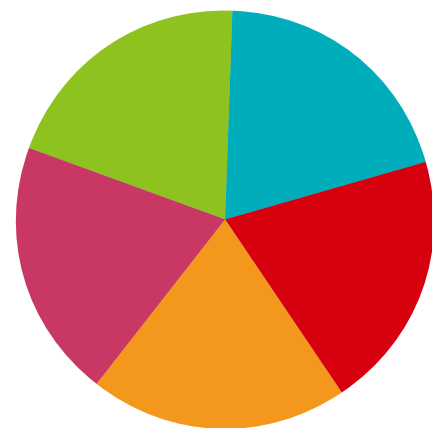
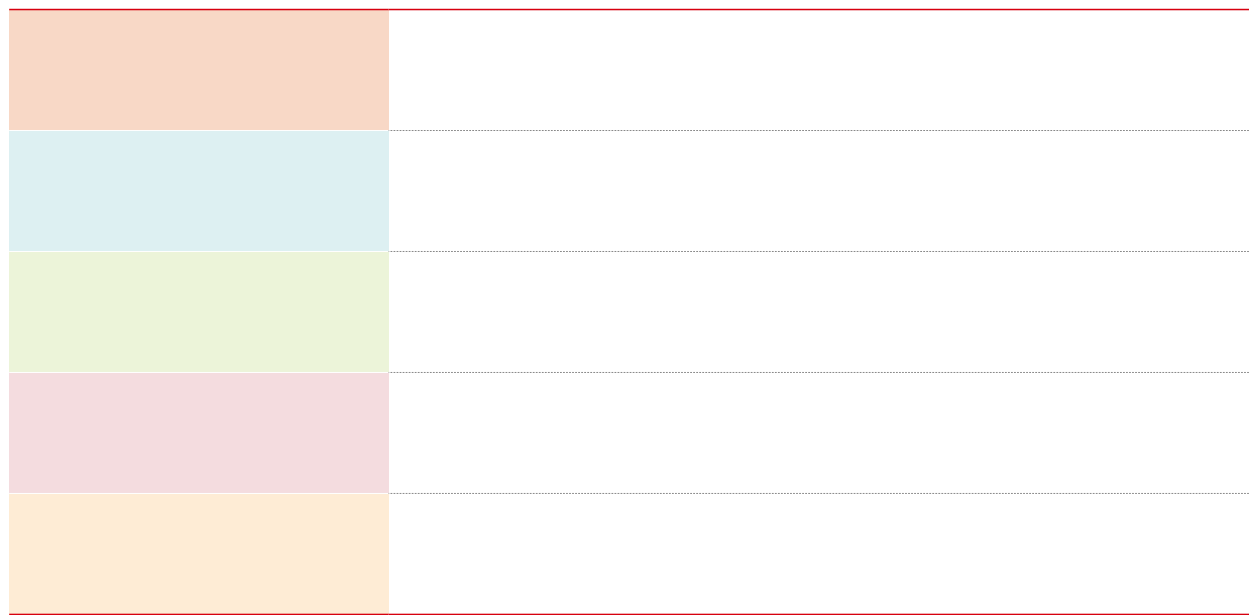
2011  
35



2008

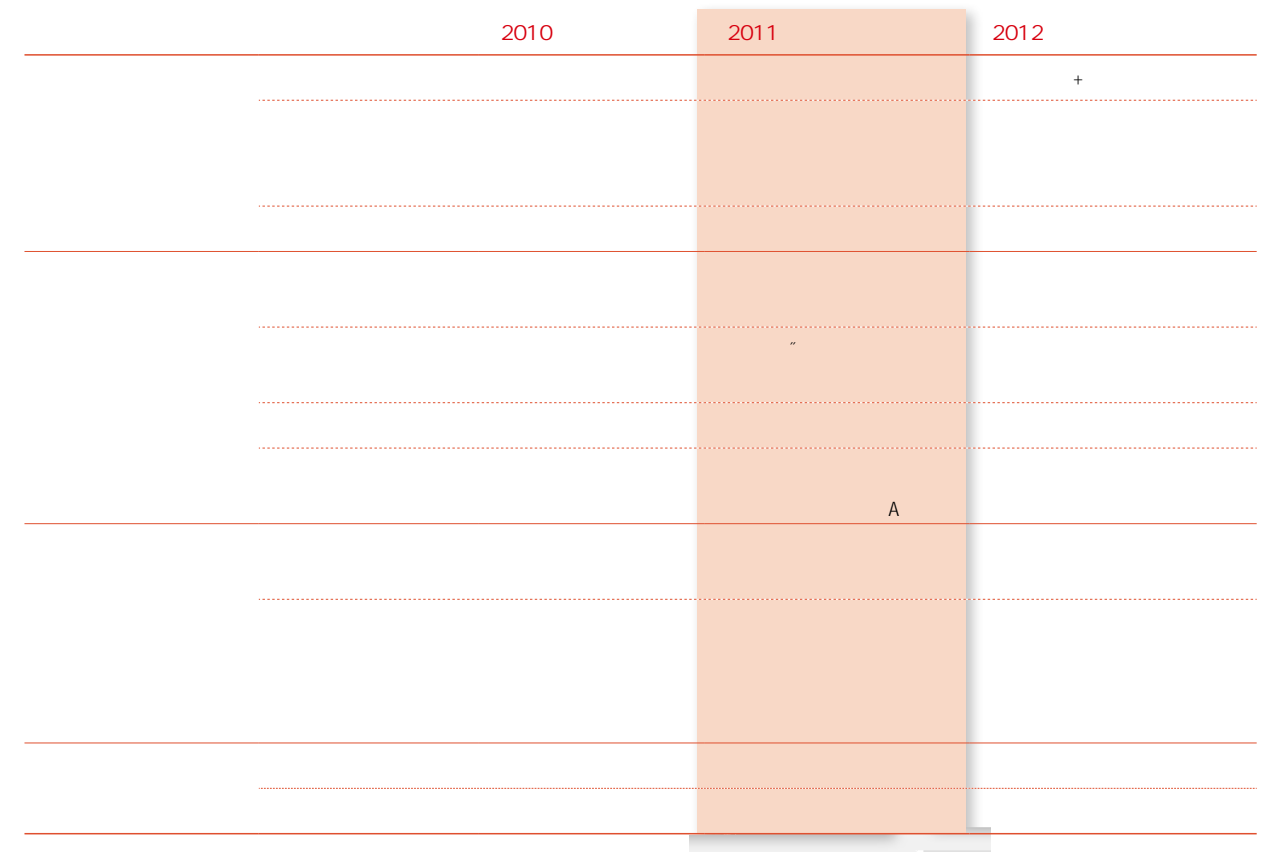
2011  
100%





69

2011





2011  
"

CEO  
CSI  
CSI  
CSI

CSI  
CSI 2011  
CSI

CSI  
13  
CSI

WBCSD  
CSI  
CSI

2011

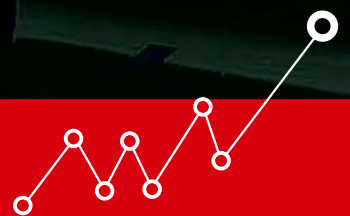
2011  
60

2011  
" 15 100  
" 2011  
" 2010  
" 2010  
" 2011  
" 2010

2011  
**15**

2011  
35 23 205 36 1

2011	2011	688	
	2010	75	20
		18	78.6
		5	89
		40	60
		61	60.5
		45	88
		36	79
		20	75
			4
			4.5
			3.5
			3.5
			4.5
			4
			4



2011  
**1940.9**

2011  
**158.5**

2011  
**150.7**



2011  
**1940.9**

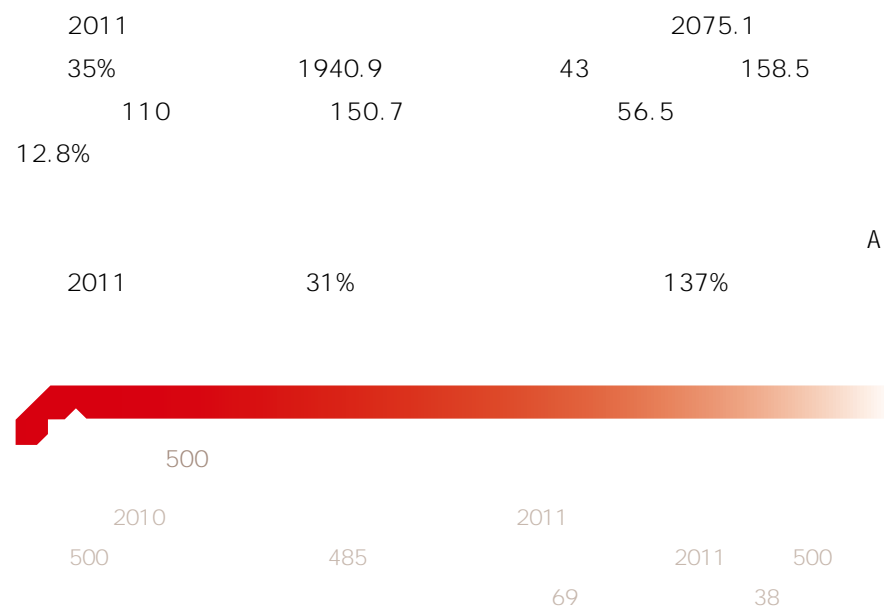
2011  
**158.5**

2011  
**150.7**

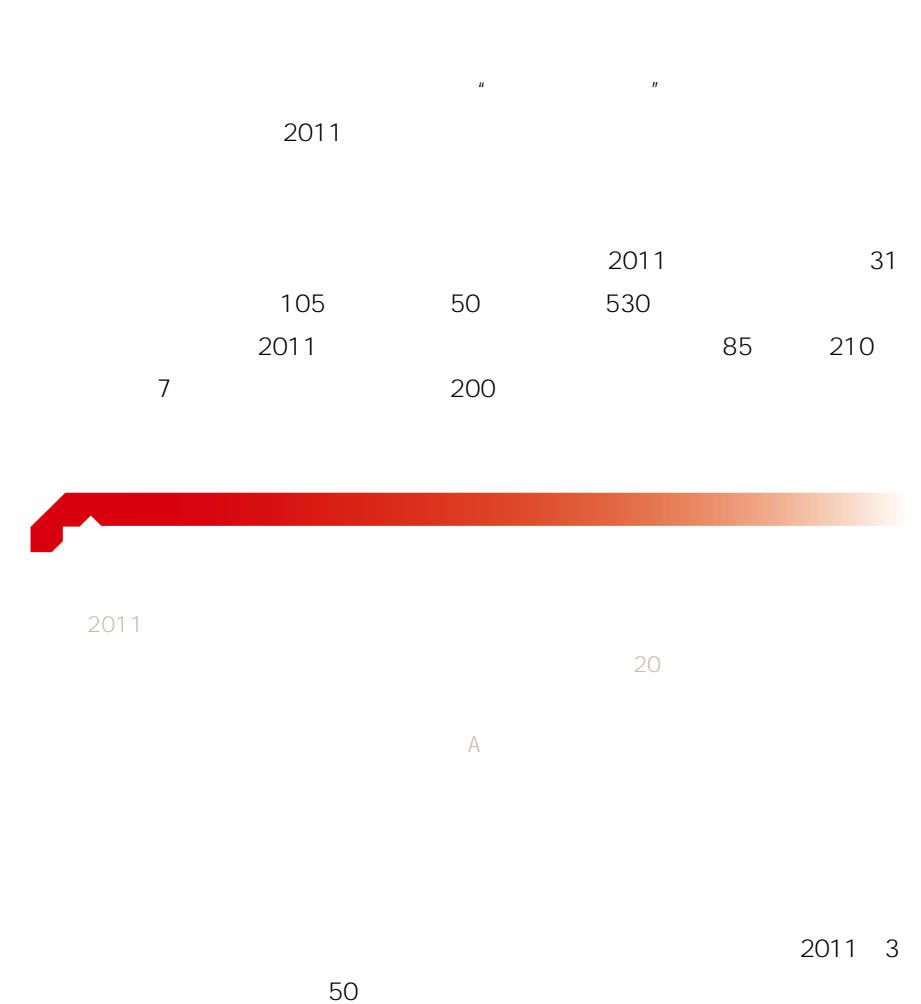
2011  
**56.5**

2011  
**137%**

2011  
**31%**



2011	2010	( )	( )
155	132	(Sa[ f- Gaba[ )	531,36 149,5
427	349	CRH (CRH)	227,45 572
454	390	(La[ad[ )	214,15 109,5
470	446	(Ha t[ )	207,74 113,4
485	-	(CNBM)	199,96 313







2011  
ISO 9001

228

2011

2011

25

8

2

2011

2011

2011

" CUCC "

2011

" "

50



" "

100

VIS

" SOUTH "







2011

46.7

2011

240.3

2011

1606





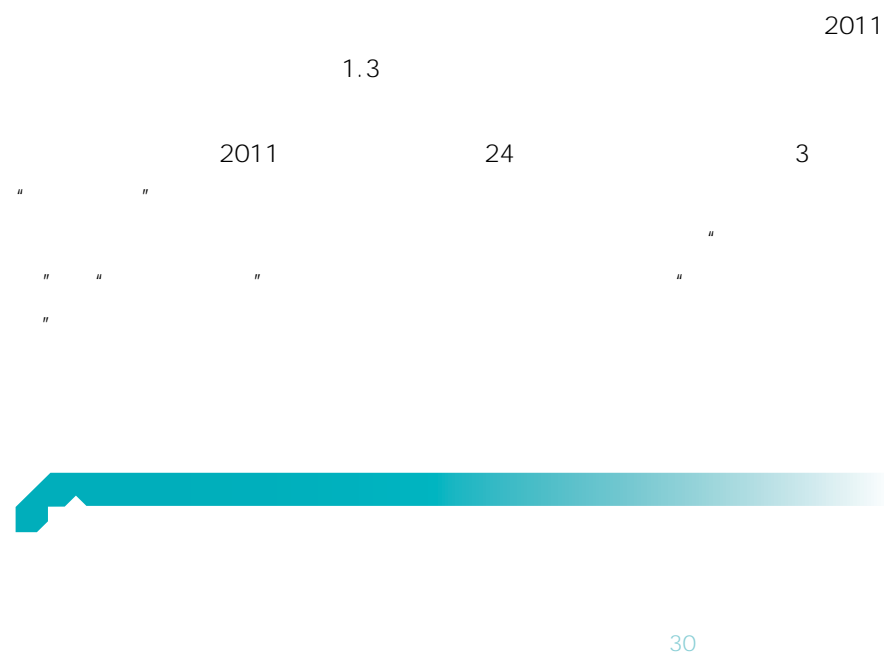
2011

1.3

1

1

8



2011

2011

1606

2011

487

2011

132



2011


46.7

2011

52%




\$" ##









2011

8%

2011

SO<sub>2</sub>

31%

2011

6500





2011

8%

2011

86%

2011

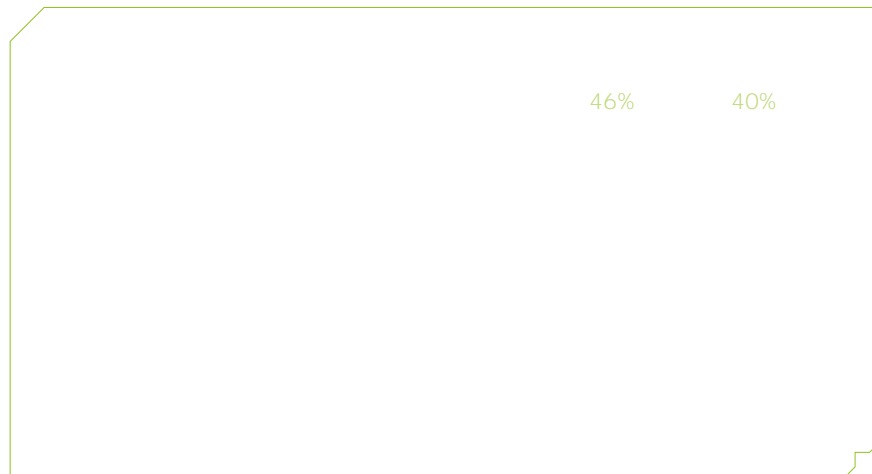
4.2









A



90%  
90%







2011

12.6

2011

1.2


2011

108.1



2011  
**12.6**

1023      2011      3516      594



2011  
**94%**

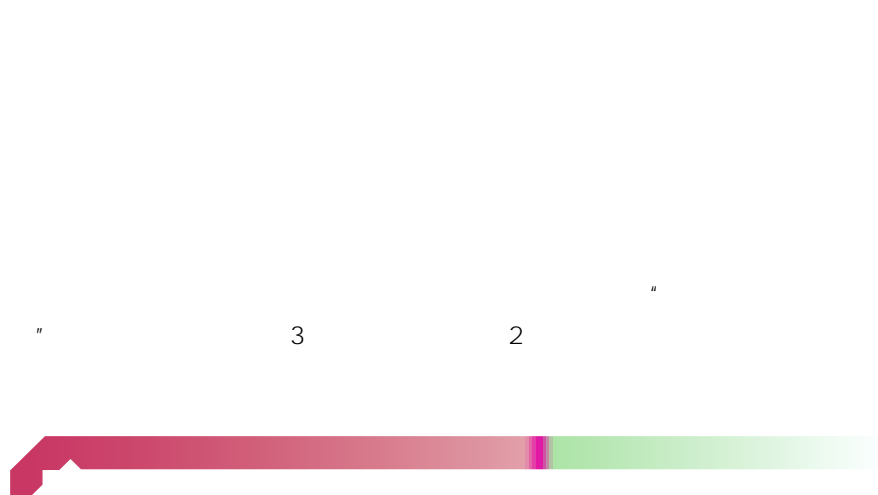
2011  
**91%**

2011  
**73%**

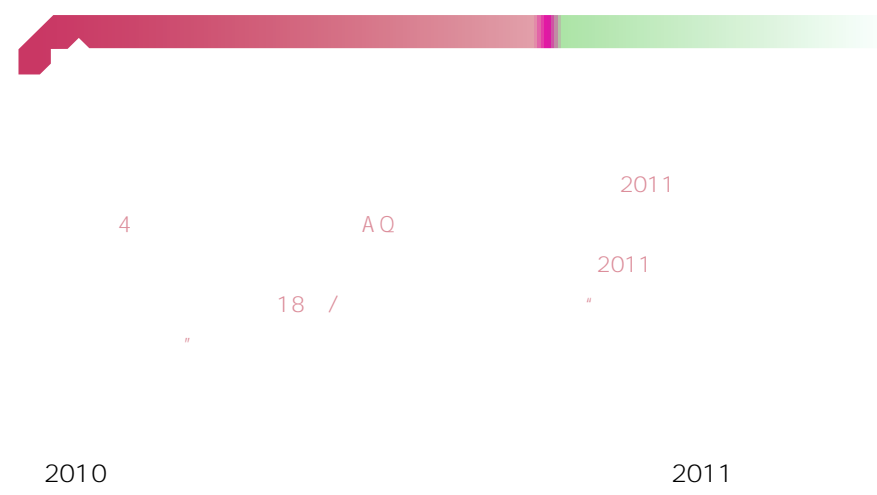


2011  
**108.1**

2011



2011  
**151**




2011  
**1580**

2011



2011  
**0**  
2011  
**1.4%**











2011



1737.1

2011

209

2011

1.1





2011

# 2.1



90%

2011

" "



2010

2011

" "



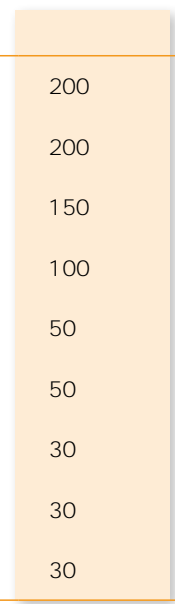


2011  
**1737.1**

2011  
**209**

2011

	209	1737.1	2011
	34%		17%
14%		12%	



27

727

2011

2011  
**8.8**



2012

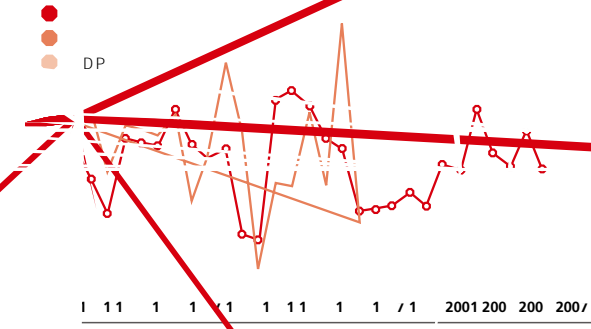
2012

“ ”

“ ”



GDP



DP

2009-2011

	2009	2010	2011
100	1	1	1
500	85	71	66
500	-	-	485



**2009-2011**

	2009	2010	2011
	90	63	132
	1	0	2
	21	17	46

**2008-2011**

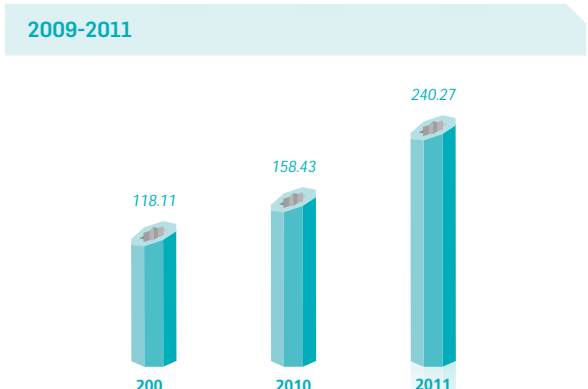
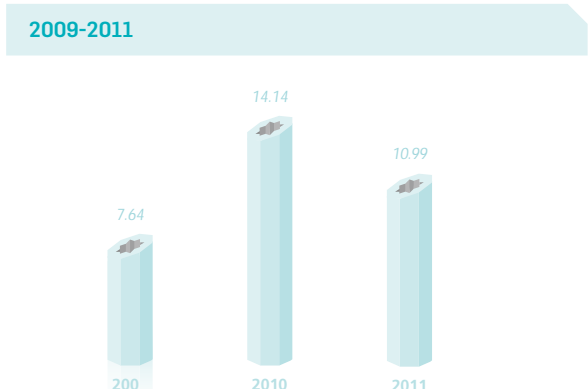
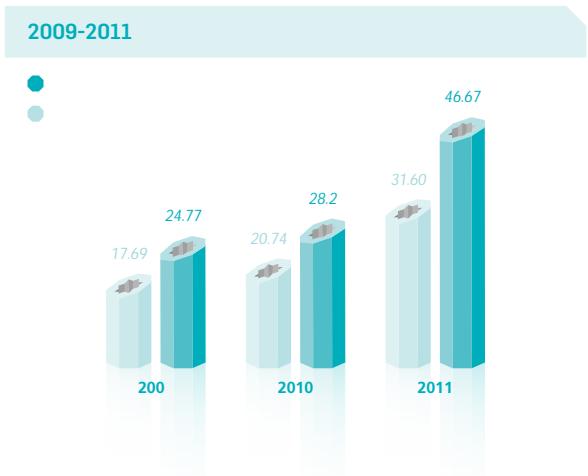
	2008	2009	2010	2011
	21	22	14	14
	-	30	-	37
	6	-	3	-

**2007-2011**

	2007	2008	2009	2010	2011
	146	161	100	79	28
	0	0	0	0	1
	43	90	62	30	15
	103	71	38	49	12

**2009-2011**

	2009	2010	2011
	430	514	630
	144	173	170
	202	420	487
	34	54	80
	971	1232	1606
	207	227	288
	30	37	42



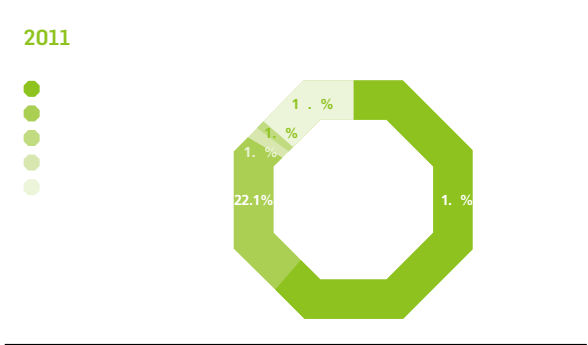
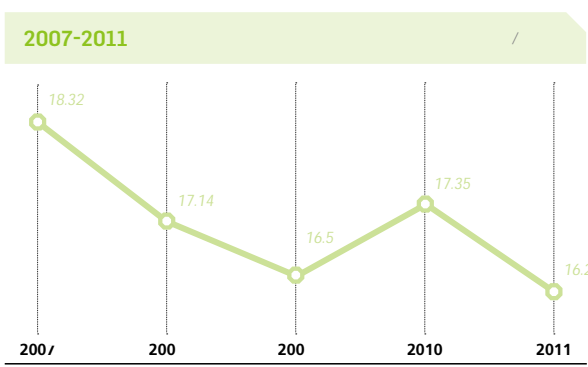
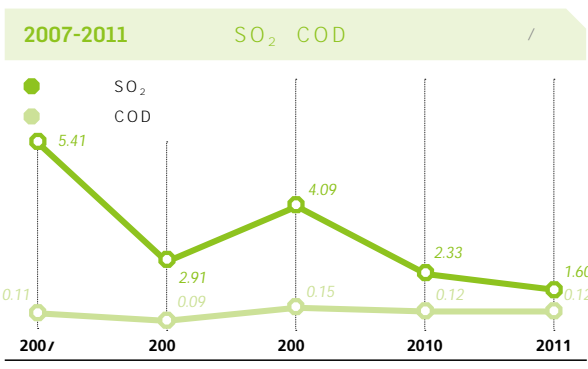
**2011**

	1685.31
	1454.49
	1289167.05
	19966.43
	45.83



**2011**

	100
	6500
	1211







Bgdæg Vedfæ

Bgdæg Vedfæ ( ) BV

2011.1.1 2011.12.31



Bgdæg Vedfæ 180



Fabje` JOLY DE BRESILLON

Bgdæg Vedfæ 2012- 6- 24

Bgdæg Vedfæ 2012- 6- 24



2011 , BV

CSR

2011

WTO

2011

CASS-CSR 2.0

74.5%



WTO







2

1 0 0 0 4 8

--	--

1



