

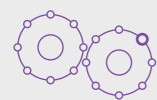


中国建筑材料集团有限公司

社会责任报告








“ ”

—
—
—

“ ” “ ”



—
—
—

—
—
—

“ ”

5%

G 4

ISO 26000

CASS-CSR3.0
CSR3.0

CASS-
76-80

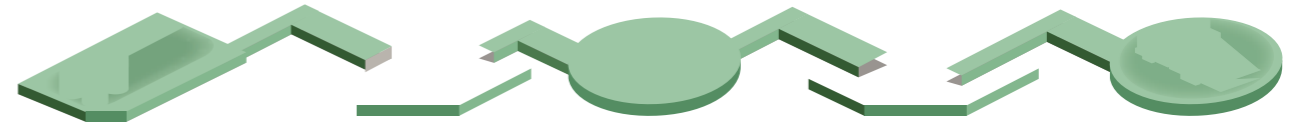



CNBM



www.cnbm.com.cn





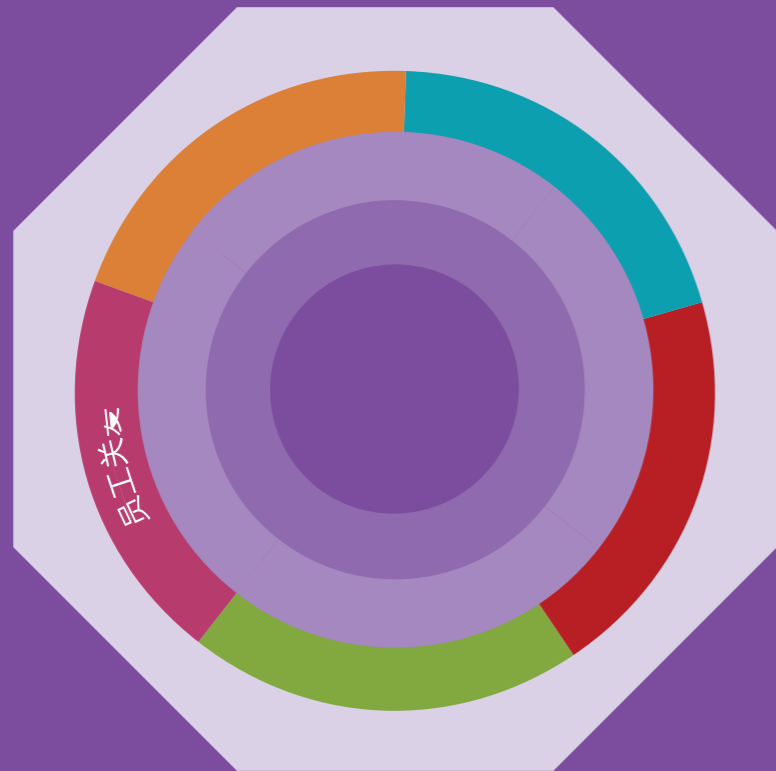



11

6

4






2.4

2014

2018

343



5


2014

343


10

2014 300





1	17			6	30		
		2012	2013		2013		
						5	
2				7	26		2014 *
6	6			8	15		CSR
				11	13		
6	26				10	(2014) 300	82.5 (2014)
		* 2014					
				12	11		* 2014
1	14			11	14		
		* 2012				2013 80.5	100
2	26					7	
6	30			12	13		* 2013
2012							
		5		12	20		* 2013 50
3	3			8	10		
4	18			12	22		
6	30						
2011			4.5				
7	30						
2011							
1	21			7	28		
4	20			11			* 2011
6	15			11	8		
6	17	* 2011				2011 15	
6	27						
			2010				
			4				
5	13			9	20		
						2009	




2014

2013

2012

2011

2010





2504.3
2014

130.1
2014

146.4
2014

2014

"

"

,

"

"

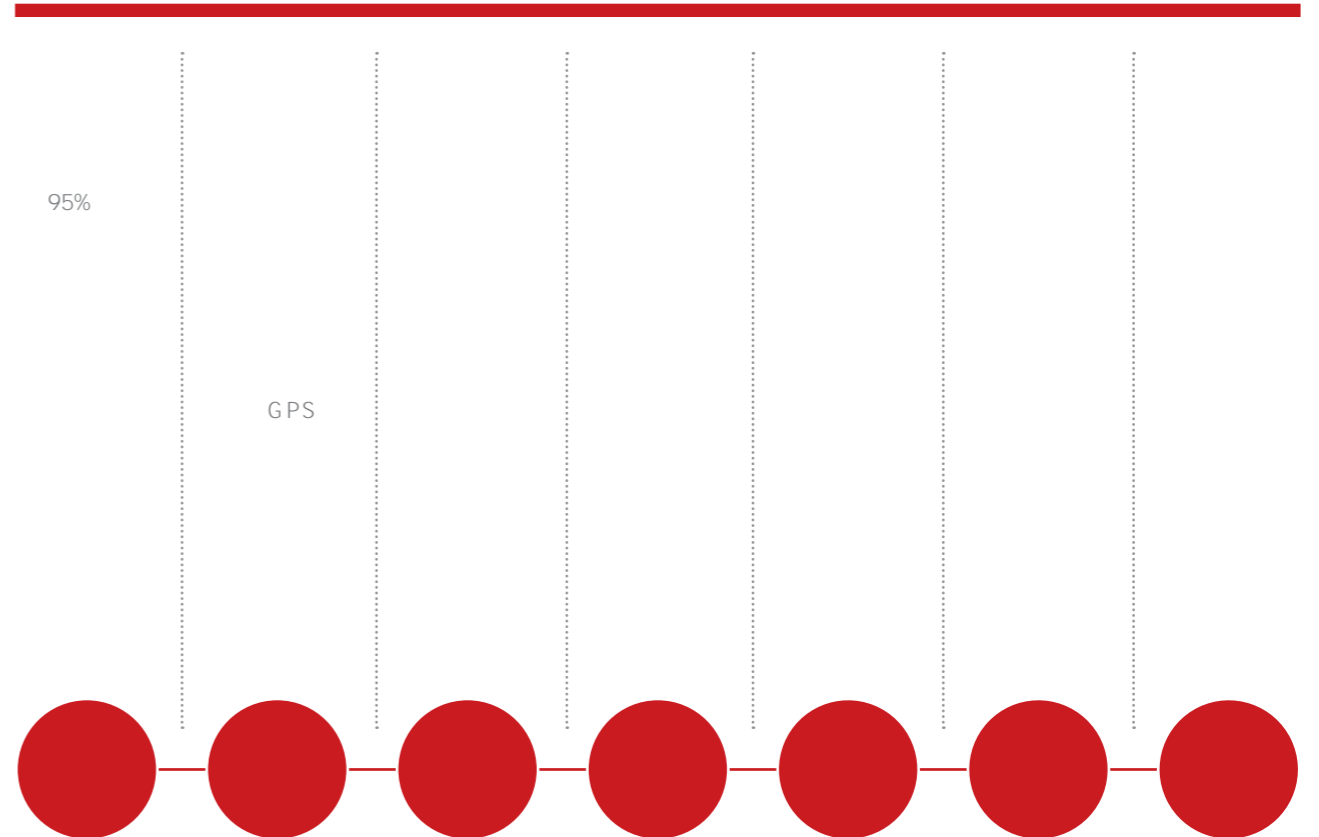
10.9




" " " + " " +
+ + + +....."
" " " "



5000t/d







503

2014

13.1

2014

57.7

2014

289.9

2014

1.3

2014

7.3

2014





4255

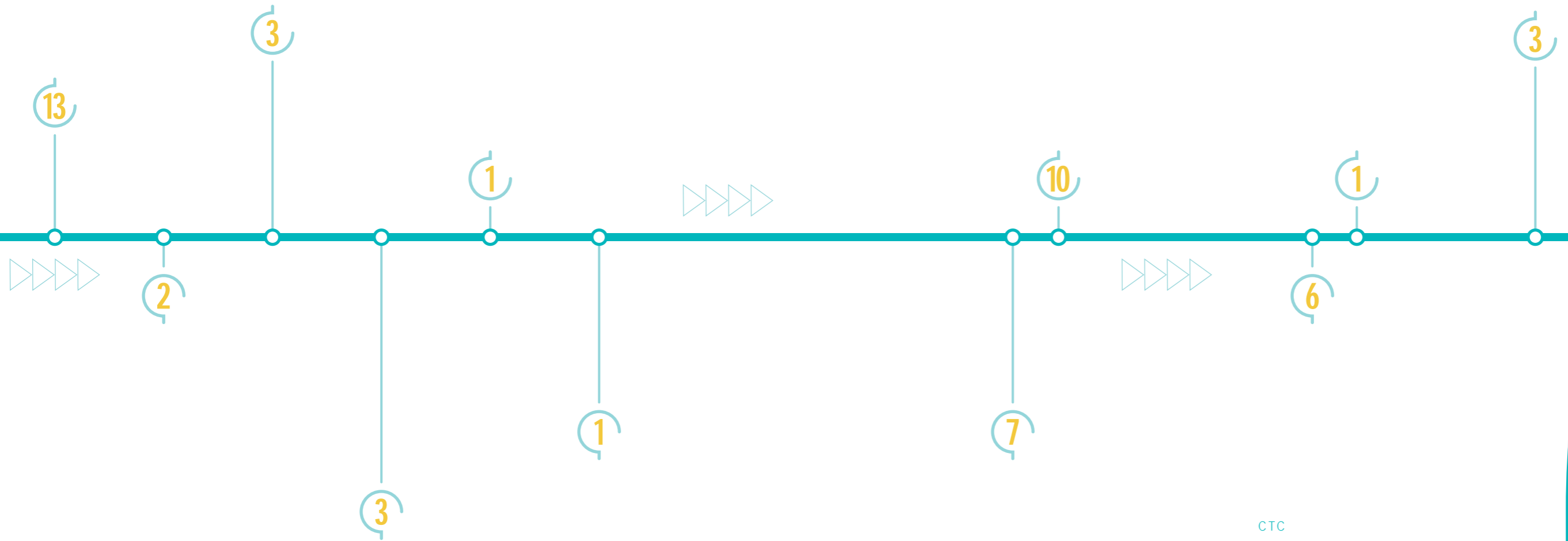
2014

117

2014

21

2014



2014

" " 5 8 " "

" " 2014 " " " "

" " " " 2014 " "

61.7

2014

7.6

2014

50%
80%
NOx

E 6

2300

220

1107

2300

2014

349

2014

7

24

349

" API

600


G

981"



2006

8









4.2
2014

27
2014



693
2014

37.5
2014

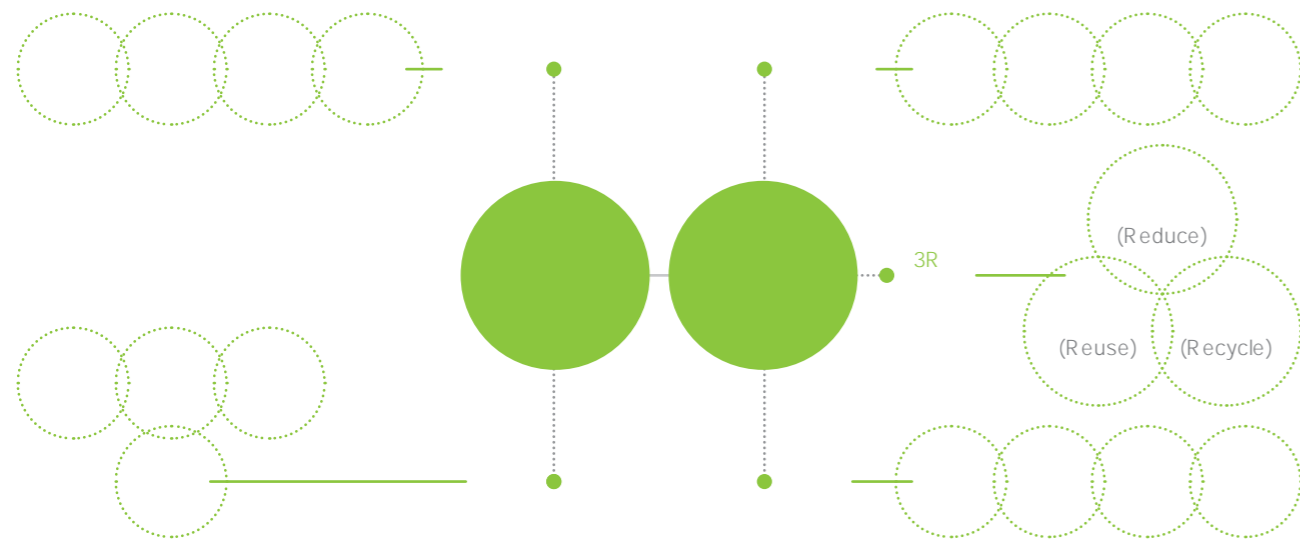
18.0
2014

2003
2014

1
2014

151
2014





7881
2014

1000		5000
1000		1000
4- 6		4- 5 *
70%		90%
70- 80%		85- 90%
25- 29		30- 33

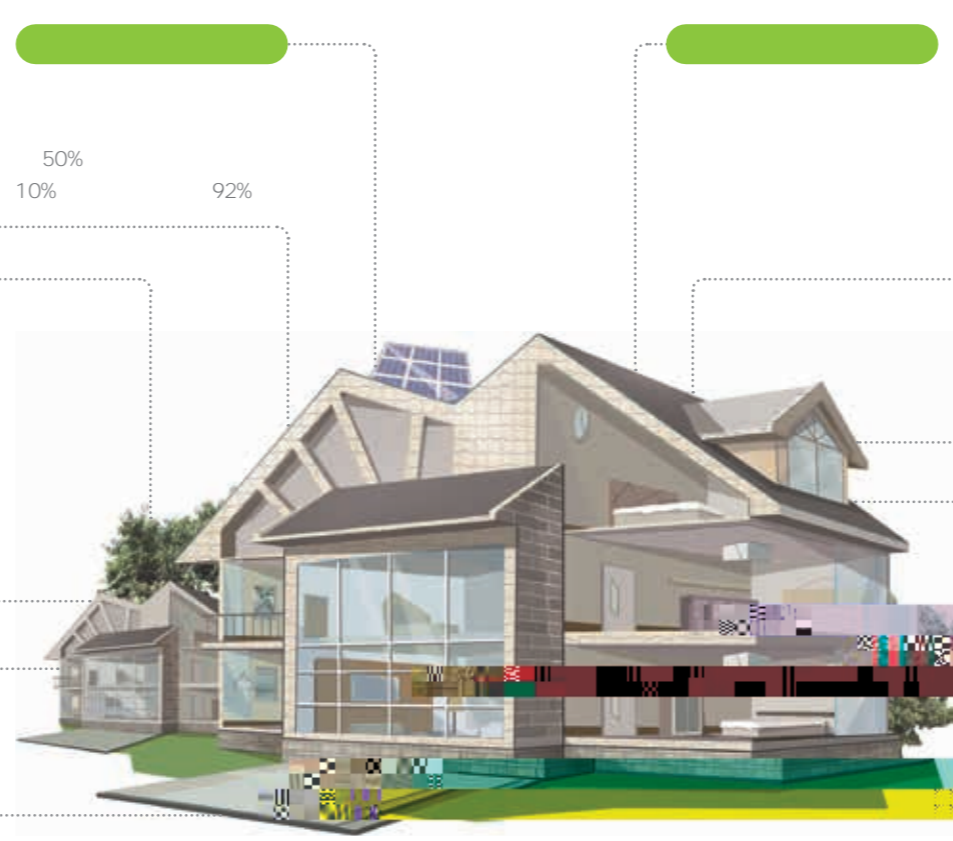
* 3

50%

10%

93.9%

PM2.5



50%
10% 92%

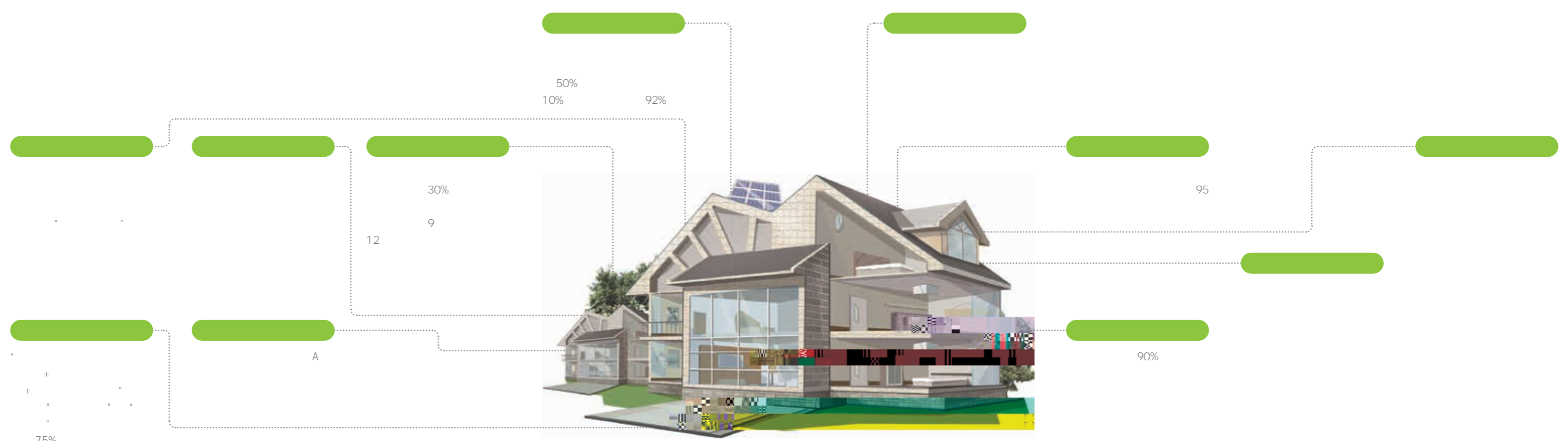
30%
9
12

95


90%

75%

A







27.3
2014

92.3
2014



17.7
2014

444
2014

10.6
2014

3.1:1
2014

1.9
2014



56.2
2014

90.6
2014

3520
2014

14.9
2014

4.3
2014

0
2014

6.4
2014



18.8
2014

95.0
2014

2014

76
237

PDCA

96.6%

2014

“ ” “ ”
“ ”









361

2014

145.2

2014

2.4

2014

99.5

2014

51

2014

2080.5

2014

57.4

2014

96.1

2014

67.7

2014



2002



2080.5

2014

310

2014

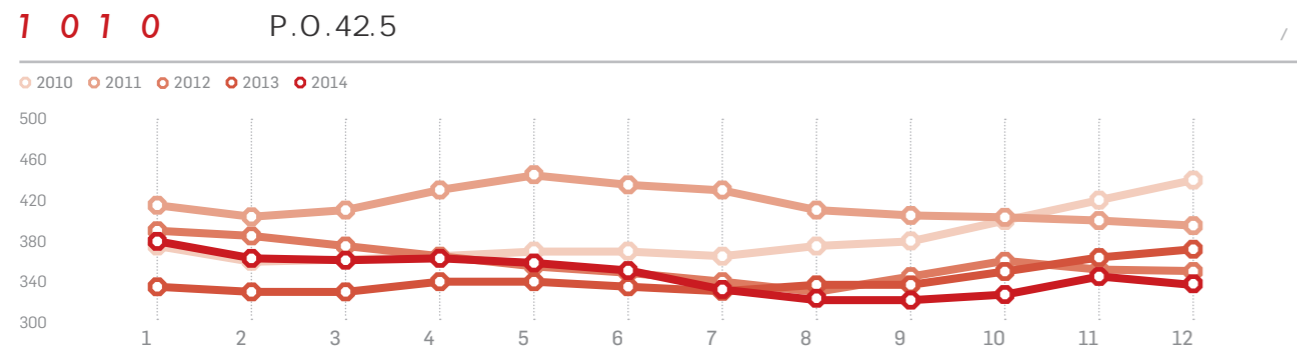
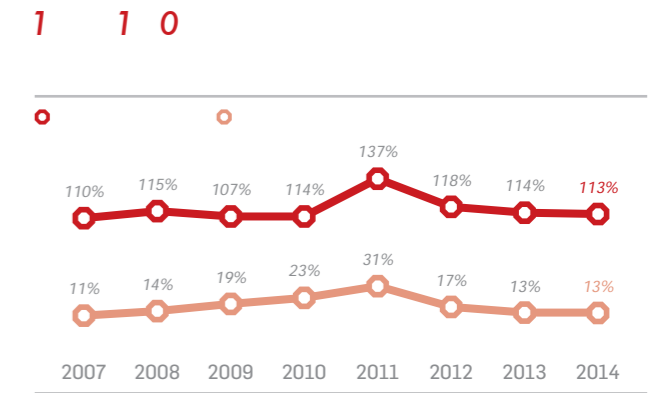
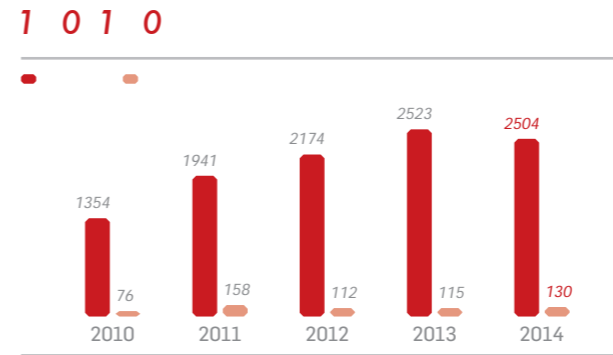
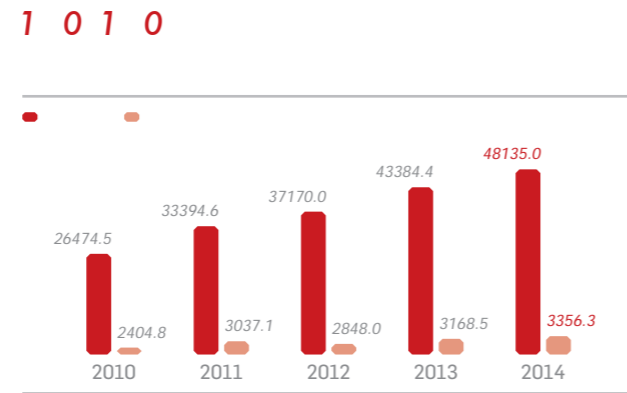
2014
350
300
6





1 0 500

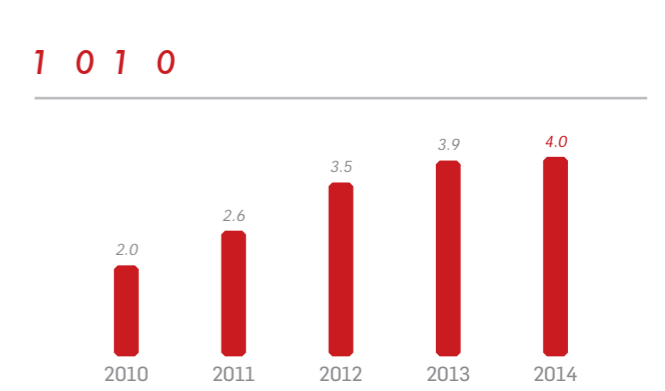
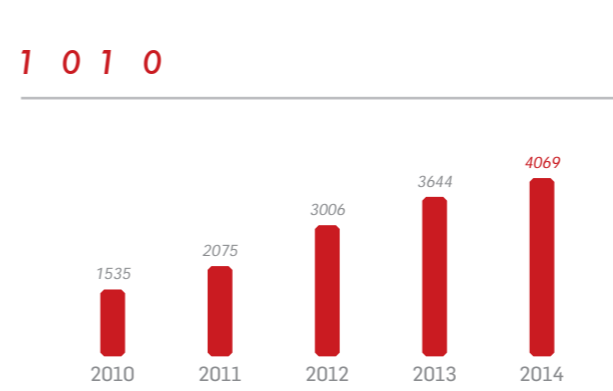
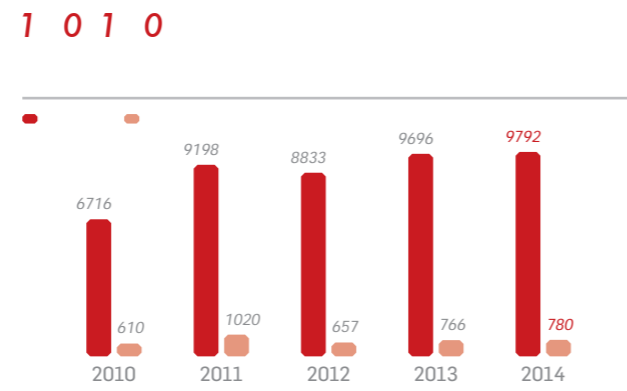
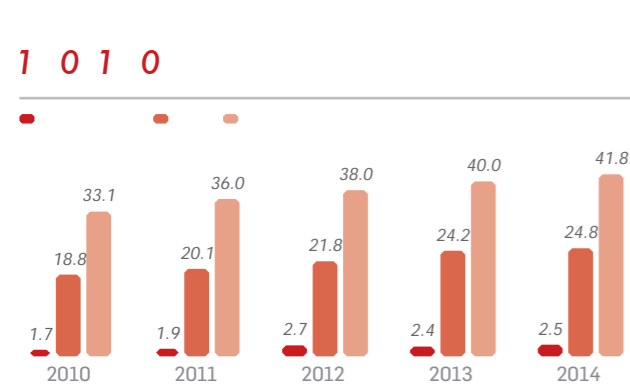
2014	2013	2013
180	55790.8	789.9
267	41027.9	435.3
497 CRH	23937.3	-393.0



1 0

	3323.HK	0.1650	1.1000
	000786.SZ	4.2500	1.8200
	600176.SH	0.1650	0.5438
	600552.SH	---	0.3053
	600876.SH	---	0.0320
	1108.HK	---	0.0320
	002066.SZ	---	0.0290

2015 3



1 0

		7881.7
		137.0
		42.3
	%	98.0

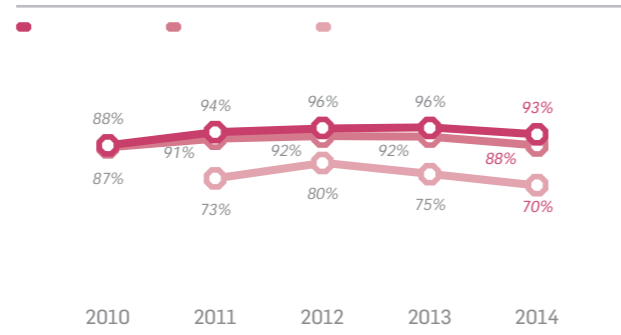
1 0

	/	6.2
	/	0.4
	%	90.3
		2003.0
		72.3

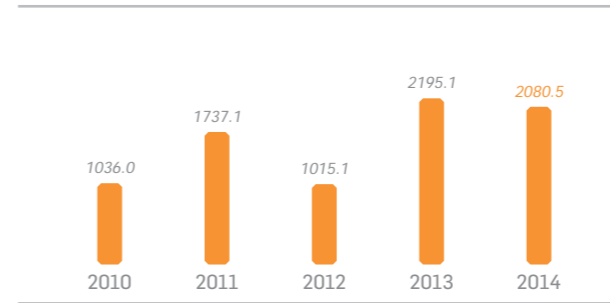
1 0 1 0

	2010	2011	2012	2013	2014
	112676	126385	165652	179421	176854
	397	594	1190	1234	892
	1566	3516	2706	3031	3120
	599	1023	1620	1685	2263
	24.0%	11.6%	13.5%	18.1%	18.4%

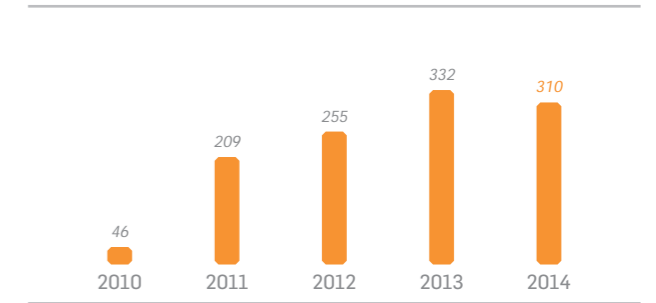
1 0 1 0



1 0 1 0



1 0 1 0



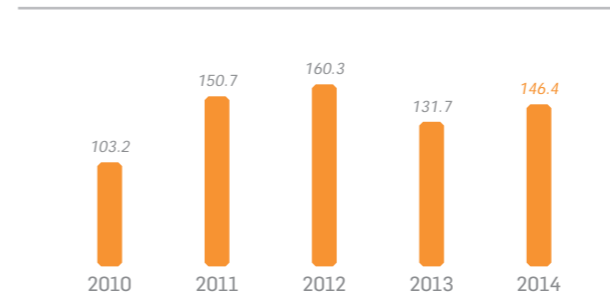
1 0 1 0

	2010	2011	2012	2013	2014
	38	53	66	67	67
	12811	13368	20392	21131	21750

1 0 0 1 0

	2011	2012	2013	2014
	11975	21028	37491	43352
	108	126	164	91
	1580	1138	2387	3520

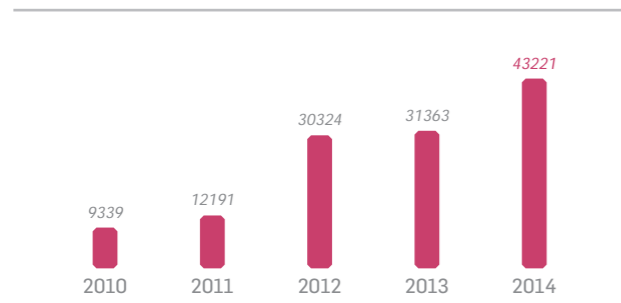
1 0 1 0



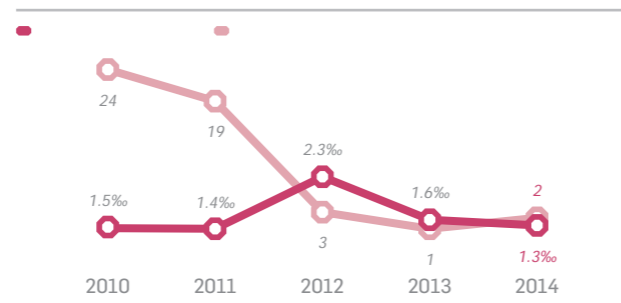
1 0 0 1 0

	2011	2012	2013	2014
	21182	15901	16081	23617
	4276	3743	4383	3848
	241	521	158	46

1 0 1 0



1 0 1 0



1 0

	2014
	31
	52.7
	227
	97
	28619

1 0

	2014
	65
	145
	3400
	9418

CASS - CSR 3.0)

P		
P1		
P1.1		P3
P1.2		
P1.3		
P1.4		
P1.5		
P2		
P2.1		P1
P2.2		P1
P2.3		P16-17
P3		
P3.1		P4-5
P3.2		P4-5
P4		
P4.1		P6-7
P4.2		P8-9
P4.3		P6-7
P4.4		P8-9
P4.5		P74
P4.6		P18 62
P4.7		
P5		
P5.1		P19
P5.2		P70-75
P5.3		P19
G		
G1		
G1.1		P12-13
G1.2		P18-19
G1.3		P16
G1.4		P18
G2		
G2.1		P14
G2.2		P16-17
G2.3		P14
G2.4		P14
G2.5		P15
G3		
G3.1		P15
G3.2		P22
G4		
G4.1		P15
G4.2		P15
G4.3		P15
G4.4		P16
G5		
G5.1		P17
G5.2		P16
G5.3		P17
G5.4		P16
G5.5		P16
G5.6		P16
G6		

G 6.1	CSR	P18
G 6.2		P18
G 6.3		P19
G 6.4		P15
M		
M1		
M1.1		P23
M1.2		P23
M1.3		P23
M1.4		P70-71
M1.5		P70-71
M1.6		P22-23
M2		
M2.1		P23
M2.2		P23
M2.3		P23
M2.4		P23
M2.5		P23
M2.6		
M2.7		P24-25
M2.8		P32
M2.9		P32
M2.10		P72
M2.11		P32
M2.12		P72
M2.13		
M2.14		P23
M3		
M3.1		P23
M3.2		P22
M3.3		P22
M3.4		P22
M3.5		P22-23
M3.6		P22-23
M3.7		P22-23
M3.8		P23
M3.9		P22-23
M3.10		P23
M3.11		
M3.12		P62
S		
S1		
S1.1		P22
S1.2		P22
S1.3		P22
S1.4		P22
S1.5		P22
S1.6		P22
S1.7		P22
S1.8		P62
S2		
S2.1		P74
S2.2		P53
S2.3		P53

S2.4	P74
S2.5	P53
S2.6	P52
S2.7	P52
S2.8	P53
S2.9	P74
S2.10	P52
S2.11	P52
S2.12	P52
S2.13	P74
S2.14	P74
S2.15	P74
S2.16	
S2.17	P55
S2.18	P55
S2.19	P74
S2.20	P54- 55
S2.21 /	P55
S2.22	P55
S2.23	P55
S2.24	P53
S2.25	P53
S2.26	P74
S2.27	P56
S2.28	P56
S2.29	P57
S2.30	P52
S2.31	P52
S3	
S3.1	P54
S3.2	P54
S3.3	P55
S3.4	P54
S3.5	P55
S3.6	P54
S3.7	P55
S4	
S4.1	P62
S4.2	
S4.3	P62
S4.4	P63
S4.5	P62
S4.6	P62
S4.7	P62
S4.8	P62
S4.9	P63
S4.10 /	
S4.11	P64
S4.12	P66
S4.13	P63
S4.14	P75
E	
E1	

E1.1	P43
E1.2	P42
E1.3	P42
E1.4	P42
E1.5	P42
E1.6	P43
E1.7	P43
E1.8	P43
E1.9	P42
E1.10	P43
E1.11	P43
E1.12	P43
E1.13	
E2	
E2.1	P43
E2.2	P42- 43
E2.3	P44
E2.4	P73
E2.5	P42
E	
E1	

